

DELAWARE • DISTRICT OF COLUMBIA • MARYLAND • NEW JERSEY • PENNSYLVANIA • PUERTO RICO • VIRGIN ISLANDS

MASO Journal

Spring 2026

Middle Atlantic Society of Orthodontists



SAVE THE DATE!

2026 MASO ANNUAL SESSION

CAESARS
ATLANTIC CITY, NEW JERSEY
SEPTEMBER 17-19, 2026

*Betting on the Future
of Orthodontics*

SEE YOU IN
ATLANTIC
CITY!



MASO Journal

Middle Atlantic Society of Orthodontists

Spring 2026

FEATURES

2 President's Message
Dr. Paul F. Batastini

4 Editorial
Dr. Jose A. Bosio

2-3 Trustee's Report
Dr. Lawrence Wang

DEPARTMENTS

5-9 Meetings

29 MASO Business

10-15 Case Presentation

30-31 Component News

16-28 AAO Business

32-42 Graduate Programs



CAESAR'S HOTEL, ATLANTIC CITY, NEW JERSEY

EDITORS

Editor: Dr. Jose A. Bosio
Phone: 410.706.2974

Emeritus Editor: Dr. Normand Boucher

Associate Editor - Case Reports: Dr. Padma Mukherjee

Associate Editor- Council Reports: Dr. Hyeran Helen Jeon

Associate Editor - Abstracts: Dr. Chenshuang Monica Li

Associate Editor - Orthodontic Programs: Maria Doughan

Associate Editor - Component Business: Flavio Copello

Associate Editor: Dr. Craig Williams

Associate Editor: Dr. Alireza Omid Rajaei

OFFICERS

President: Dr. Paul F. Batastini
Phone: 856.428.1882

President-Elect: Dr. Lynette Garcia
Phone: 787.817.1212

Secretary: Dr. Tejj Thomas
Phone: 215.805.2333

Treasurer: Dr. Brienne Flagg
Phone: 302.838.1400

Past President: Dr. Sana Augustus
Phone: 301.708.3012

DIRECTORS

Dr. Mark McDonough
Phone: 609.730.1414

Dr. Jose A. Bosio
Phone: 410.706.2974

Dr. Carmen Doumit
Phone: 215-707-2866

Dr. Padma Mukherjee
Phone: 973-972-0888

MASO COMMITTEE CHAIRS

Communications/Publications/Book Review
Dr. Normand Boucher

Education/Research
Dr. Brunilda Ortiz-Giuliani

Government Affairs
Dr. Jennifer Morrison

Member Services
Dr. Ambar Mier Lopez

Nominating
Dr. Alireza Omid Rajaei

COMPONENT PRESIDENTS

Delaware State Society of Orthodontists
Dr. Mark Fiss

District of Columbia Society of Orthodontists
Dr. Jean Edouard Asmar (Interim President)

Maryland State Society of Orthodontists
Dr. Ariana Feizi

New Jersey Association of Orthodontists
Dr. Shalin Shah

Pennsylvania Association of Orthodontists
Dr. Brittney Franklin

Puerto Rico Society of Orthodontists
Dr. Eric Torres

DELEGATES TO AAO

Delegation Chairman
Dr. Jean McGill

Delegates

Drs. Tarun (Ty) Saini, Richard D. Isaacson, Jean Edouard Asmar,
Edmund Khoo, Jean McGill, Lara Minahan

Alternate Delegates

Drs. Paul Batastini, Lynette Garcia, Monica Schneider

AAO TRUSTEE

Dr. Lawrence Wang

EXECUTIVE DIRECTOR

Ms. Jane Treiber

maso@assnoffices.com - Phone: 866.748.6276

The MASO Journal is the official publication of the Middle Atlantic Society of Orthodontists, 400 W. Wilson Bridge Rd, Ste 120, Worthington, OH 43085, phone 1.866.748.MASO(6276), e-mail MASO@AssnOffices.com, and web-site www.MASO.org.

Advertising rates are available by contacting MASO at maso@assnoffices.com. The Middle Atlantic Society of Orthodontists reserves the right to refuse any advertisements for any reason. All ads must comply with the "AAO Advertising Guidelines."

E-mail is preferred for receipt of items submitted for publication in the MASO Journal. Articles and photos may be e-mailed directly to Dr. Jose A. Bosio at maso@assnoffices.com. If an item must be mailed, send it to Dr. Bosio at 3319 Burton Dr, Ellicott City, MD 21042, or contact him by phone at 410.706.2974.

The Journal is published two times a year, Spring and Autumn. Reports, articles and ads are due June 15 and December 15. The opinions expressed in the Journal are those of the authors and do not necessarily reflect those of the Association, nor does the presence of an advertisement imply endorsement by the Association.

MISSION STATEMENT

The Middle Atlantic Society of Orthodontists, a constituent of the American Association of Orthodontists, shall promote ethical and quality orthodontic care while advocating and providing a voice for our members, components and educational institutions.



PRESIDENT'S MESSAGE

Dr. Paul F. Batastini

Dear members of the Mid-Atlantic Society of Orthodontics,

I am honored to officially accept the position of president for the Middle Atlantic Society of Orthodontists. I am deeply grateful for the trust and confidence you have placed in me and I look forward to serving our society with dignity, integrity and enthusiasm. When I think back on all the memories, I feel a deep sense of gratitude for the people who stood beside me and helped me grow.

I would like to take this opportunity to thank our previous president, **Dr. Sana Augustus**. We are deeply grateful for the time, energy and care you invested in strengthening our organization and supporting its members. Your contribution has helped shape the society's direction and will continue to benefit us for years to come. We extend our sincere appreciation and warmest thanks for all you have accomplished. I would also like to congratulate **Dr. Steve Siegel**, our new president of the American Association of Orthodontics along with our new trustee, **Dr. Larry Wang**.

MASO has always stood for excellence and forward-thinking leadership. As we continue to grow and pursue our mission, I am committed to upholding the values of our society and ensuring that every member feels supported and well informed.

For those who may not know me, I attended Temple Dental School and University of Pennsylvania for orthodontics. I was born, raised and practice in Cherry Hill, New Jersey with my father Paul Sr. Working with my dad was one of the greatest gifts of my life. I was incredibly fortunate to learn from him, not just orthodontic skills, but the values, patience

and strength that guided everything he did. If I can become even half the man and leader he was, I would consider that a success. His examples continue to inspire me every day. The tradition continues, with my son, Nick. Not many people get the chance to build something together across generations. I am truly blessed and treasure every moment of it. There is no question in my mind that we are part of the greatest specialty, not only in dentistry, but in all of healthcare.

As a faculty member at Penn, I am specially committed to our orthodontic residences and our early graduates. Our society has the power to make a real difference in their lives of by giving them guidance, support, and a sense of belonging. Through mentorship, shared experience, and the wisdom passed down from members who have walked this past before, we can help these young doctors build confidence, develop their skills and discover their potential. By giving them these tools, we not only strengthen their future but also ensure the continued vitality and purpose of our society for generations to come. To paraphrase my father, the future of Orthodontics is as bright and vibrant as ever before and despite the many challenges in our profession it's still the best.

I am excited to work closely with all of you in the year ahead together. I'm confident we can achieve remarkable progress and further elevate the impact of our society. I also would like to encourage anyone to get involved, not only to give back to the profession, but to engage in new friendships and new communication amongst your colleagues. Quite possibly the best thing that came out of being part of MASO is the relationships that you forge with people who become part of your family.

Over the years I have built endless relationships, each one leaving a lasting impression on me. These friendships and experiences have grown through the years and shaped who I am and strengthened my love for this society. Thank you once more for this wonderful opportunity you have bestowed upon me. ■



TRUSTEE'S REPORT

Dr. Lawrence Wang

Hello MASO Members,

Best wishes to all for a happy and healthy New Year in 2026. As this edition is released, I am approximately three-quarters of the way through my first year serving as a Trustee. One of the first things I participated in was to identify fifteen trends that the BOT believes will most significantly impact our specialty, our Association, and each individual member over the next three to five years. Each trend was then stated as a Belief where we defined the expected impact if the trend is not addressed and broadly stated what the AAO should do to address it.

These beliefs serve as a foundational framework that guides the Board's initiatives and decision-making, ensuring that

appropriate resources are directed toward addressing current challenges while also preparing for future needs. To help answer a common question - "What is on the BOT's mind?" - I felt it would be beneficial to share these beliefs with the membership.

1. OSO and DSO Growth

Growth of OSOs and DSOs will continue, changing the dynamics of practice settings and patient care. Strong communication with orthodontists working within OSOs and DSOs is essential to ensure awareness of the value and resources the AAO provides, as we do have meaningful offerings for this group.

2. Teledentistry Regulations

Teledentistry is increasingly being regulated at the state, local (to include Puerto Rico, Washington DC and the US VI), and provincial levels, and this trend will continue to accelerate. Advocacy must remain a priority, as rapid technological expansion could outpace effective regulation.

CONTINUED ON PAGE 3

3. AI Regulation (or Lack Thereof)

The use of artificial intelligence within our industry will continue to accelerate, altering how patient care is delivered. Regulation will lag significantly behind real-world use cases. The AAO must establish guidelines for responsible AI use by orthodontists and advocate for appropriate regulatory oversight. By now, you should have already seen the AAO Position Paper on the Safe, Ethical, and Clinically Appropriate Integration of Artificial Intelligence in Orthodontic Care.

4. Social Media, Internet, and Generative AI as Information Sources

Social media, the internet, and generative AI will increasingly serve as primary sources of information for both consumers and AAO members. AAO member and consumer-facing platforms must deliver clear value, be easy to use, and provide high-quality branded content across relevant channels.

5. Direct-to-Consumer Orthodontic and Dental Services

New companies are ever-present and will build upon lessons learned while leveraging established marketing momentum. Advocacy is essential to ensure that orthodontists maintain an appropriate role in care delivery, and that patient health and safety remain the top priority. Emerging business models will continue to attempt to de-emphasize the doctor's role in favor of technology—while we embrace technology, it must never be at the expense of patient health and safety.

6. Cybersecurity Threats to Members

Cyberattacks are increasing, and orthodontic practices—often operating with limited IT support and a lack of cybersecurity practices—are particularly vulnerable. Breaches can lead to patient data theft, HIPAA violations, operational disruptions, reputational damage, and significant financial consequences. The AAO must provide education and resources to help members protect themselves and mitigate these risks.

7. Growth of Non-Orthodontists Providing Orthodontic Treatment

Companies will continue to market orthodontic services to non-orthodontists due to their large numbers and the belief that advancing technologies enable them to deliver such care. The AAO must support quality orthodontic care through adherence to our Clinical Practice Guidelines and continue educating the public on the benefits of treatment provided by accredited orthodontists.

8. AAO Branding

While the AAO brand is strong within the specialty, opportunities exist to further connect with and engage members. Strengthening brand perception and clearly communicating value will be critical to maintaining a strong membership base and preserving the AAO's role as the unified voice of orthodontics.

9. Whole-Body and Mental Health

Orthodontics is often perceived as cosmetic; however, tooth movement is a complex biological process with proven physical and mental health implications. Areas such as sleep-disordered breathing and the possibility of microplastic exposure are gaining attention among both clinicians and consumers. The AAO must serve as the objective authority on these topics and guide the specialty accordingly.

10. Increased Competition for Meeting Attendance

Competition within the association and continuing education space will continue to grow. Vendor and orthodontic social media group meetings, evolving practice modalities, and a post Covid increased use of virtual and online CE, all present meeting attendance challenges. The AAO must clearly communicate its value proposition while maintaining high standards.

11. Association Use of AI

AI will play an increasing role in AAO operations and member engagement. The AAO must integrate AI into communication, personalization, automation, and data management to meet member expectations.

12. Membership Value, Particularly Among Younger Members

The perceived value of membership will be increasingly scrutinized, particularly by younger members who may be more skeptical of institutions and harder to engage. The AAO must deliver meaningful experiences and unique value using new tools, programs, and potentially new membership models.

13. Program Expansion Without Resource Growth

Changing demographics, advancing technology, and evolving expectations will increase demand for AAO programs. A high AAO market share and a desire to minimize dues increases translates into limited opportunity for dues revenue growth; the AAO will need to sunset lower-value programs, control costs, and improve return on investment.

14. Maintaining a Balanced Budget

Dues alone will not cover operational costs as expenses continue to rise. The AAO must identify new non-dues revenue streams while reducing spending to maintain financial sustainability.

15. Lack of Faculty

The quality of orthodontic education is foundational to our specialty. Faculty shortages will persist as programs expand without sufficient full-time educators. The AAO must support efforts to maintain educational excellence and differentiate the quality of orthodontic training.

Thank you for your continued engagement and support as we navigate these challenges and opportunities together. ■



EDITORIAL

Dr. Jose A. Bosio

The MASO Journal: Honoring Our Past, Shaping Our Future

An Editorial Reflection

The **Middle Atlantic Society of Orthodontists (MASO)** was founded in 1952, later than many other AAO Constituent Societies, at a time when orthodontics was rapidly defining itself as a specialty and regional societies were becoming essential platforms for education, professional connection, and scholarly exchange. From its earliest scientific programs and annual sessions, MASO recognized the importance of documenting its work and preserving the collective voice of its members.

Editorial stewardship was present from the Society's very beginning. **Stephen Hopkins** served as the first documented Editor among the Society's original officers, overseeing early efforts to record scientific proceedings, professional discussions, and Society affairs. Like many regional publications of that era, the *MASO Journal* evolved gradually—shaped by the needs of its membership and the realities of its time—growing from a record of meetings into a more formal and enduring publication.

Few individuals left a deeper imprint on the *Journal* than **Robert Earl Williams Jr.**, who served as Editor for many years. His commitment provided continuity, stability, and direction, guiding the *Journal* through periods of change in orthodontic science, education, and clinical practice. The *MASO Journal* was for years considered the best publication of all constituent societies. Following Dr. Williams' passing, *Norman Boucher* graciously stepped into the editorial role, ensuring uninterrupted publication during a critical transition. His service reflected the professionalism and sense of responsibility that have long defined MASO leadership.

As I assume the role of Editor of the *MASO Journal*, even if temporarily, I do so with gratitude for those who came before me and with a deep respect for the *Journal's* legacy. I view this position not simply as an interim editorial appointment, but as a custodial role—one entrusted with preserving our history while helping the *Journal* remain relevant, inclusive, and engaging for today's orthodontists and future generations.

Looking ahead, my hope is to work collaboratively with MASO leadership and membership to further strengthen the *Journal's* role within our Society. This includes the thoughtful development of clear policies for commercial advertising, ensuring transparency and alignment with MASO's educational mission; expanding dissemination and visibility of the *Journal's* content; and fostering collaboration across all MASO states and jurisdictions. The *Journal* should reflect the full geographic, academic, and professional diversity of our Society.

A particular priority is encouraging greater participation from orthodontic residency programs within the MASO region. Case reports, clinical innovations, and educational perspectives from residents and faculty not only enrich the *Journal*, but also strengthen the connection between education and organized orthodontics. The *MASO Journal* should be a welcoming platform for both established voices and emerging contributors.

Equally important is preserving the *Journal's* own history. Like many long-standing society publications, portions of our archival record remain incomplete. I would like to invite all MASO members to assist in this effort. If you have past issues of the *MASO Journal*, whether carefully preserved on office shelves or tucked away in boxes at home, I encourage you to share this information with us. Your contributions—large or small—can help us safeguard the *Journal's* legacy and ensure that the work of earlier editors, authors, and Society leaders is not lost to time.

The *MASO Journal* has always been shaped by its members. Its strength lies not in any single editor, but in the collective engagement, generosity, and professionalism of the Society it represents. I look forward to working together to honor our past, document our present, and thoughtfully shape the future of the *MASO Journal*. ■

Editorials represent the opinions of the author(s) and do not necessarily reflect the views of the Middle Atlantic Society of Orthodontists or the American Association of Orthodontists.



TRENDING TOPICS IN ORTHODONTICS RECEIVED HIGH MARKS BY MEMBERS

THE 2025 MASO ANNUAL SESSION DELIVERED IN ALL ASPECTS

It was a grand time at the historic Mayflower Hotel in the heart of Washington DC from September 25 – 27. Just blocks from all the action at the Capital, the 2025 MASO Annual Session started off with a visit from U.S. Congressman Andy Harris (R-MD) at a Thursday night reception.

Dr. Sana Augustus (MASO Immediate Past President), **Dr. Paul Batastini** (MASO President), **Dr. Lawrence Wang** (AAO trustee representing MASO), and AAO President **Dr. Steven Siegel** hosted the Congressman at The Mayflower Hotel during the MASO Annual Session opening reception on September 25. Congressman Harris enjoyed connecting with AAO/MASO members at the reception hour and learning more about policy priorities directly from orthodontists. Congressman Harris was an anesthesiologist at Johns Hopkins Hospital, a medical officer in the Naval Reserve, and a Maryland state senator before coming to Congress in 2011.

Over Friday and Saturday, 30 speakers presented to more than 250 doctors and staff members on topics ranging from practice management strategies to clinical efficiencies and workflow improvements to indirect bonding updates, TAD placement and new technologies. Attendees gave the sessions strong overall ratings for a balanced and relevant content.

Dr. Steve Siegel, this year's AAO President, along with AAO CEO Trey Lawrence and VP of Advocacy Nathan Mick, and MASO's Trustee to the AAO Dr. Larry Wang, started the program Friday morning with important updates from the AAO on programs and services that impact all members and their businesses.

Friday's Capital Welcome Reception, sponsored by Align Technology, drew visits from a Mayflower regular back in the day – former FBI Director J. Edgar Hoover and his assistant director Clyde Tolson, for whom a restaurant in the Mayflower is named. Members enjoyed talking to the famous pair, and listening to DJ Sonic before spending the rest of the night on the town.

Saturday started early with MASO's Fun Run around the National Mall, sponsored by ID-Logical, and ended with the annual membership/business meeting, where new president Dr. Paul Batastini was sworn in, and awards were handed out. Receiving the Kress Award, for the most outstanding resident

thesis was **Dr. Grace (Seo Hyun) Park**, a graduate of Rutgers. Receiving the Gerard Devlin Award was **Dr. Madeleine Goodman**, former MASO president who in 2021 started to put into place her vision of a more sustainable workplace. Maddy is founder and CEO of Tiny Changes Recycling Program, which has received the support of 38 sponsors for over \$100,000. More than 400 recycling bins have been shipped to AAO members since the program's inception.

During the Annual Session, meeting attendees participated in a community service project. MASO supported "A Wider Circle," a local charity that is working to create a region where children and adults are able to live safe, stable, and comfortable lives and have the opportunity to succeed. This year, meeting attendees assembled 300 bags of an oral care kit that will be provided to adults and children. Thank you to BENCO and CREST-ORAL B for generously providing supplies and supporting the project- and to our attendees for pitching in to assemble the bags.

Of course, the Annual Session would not have been successful without the support of numerous sponsors and exhibitors. Attendees were interested in the exhibitor products and technologies and cited the most attractive booth features were product demos, giveaways, and strong sales rep interactions. ■



The Mayflower Hotel, Washington, D.C.

CONTINUED ON PAGE 6

SPONSORS

ELITE PARTNER

Align Technology
Neon Canvas
TP Orthodontics

PREMIER

DIBS I
HIP Creative
Solventum

EXECUTIVE PARTNER

Reliance Orthodontic Product

FUN RUN/WALK

ID-Logical

PRESIDENT'S RECEPTION

Maryland State Society of
Orthodontists

EXHIBITORS

FRIENDS OF MASO

AMO
Mari's List
PNC Healthcare
Crest & Oral B

EXHIBITORS

AAO Foundation
AAO PAC
Align Technology
ALLURE ORTHO
American Orthodontics
Dentli
Dentsply Sirona – SureSmile
DIBS AI
Dolphin Imaging & Management
Solutions
DYNAFLEX

GC Orthodontics
Henry Schein Orthodontics
HIP Creative
LightForce Orthodontics
Mack Consulting Group
Neon Canvas
Ormco Corporation
Ortho2
ORTHOPLI CORP
Partners Dental Studio
Reliance Orthodontic Products
Resident Case Presentation
Retainers for Life
Solventum
Tiny Changes
TP Orthodontics
uLab



MASO Board reception



Steven Siegel, Fred Preis, Larry Wang.

CONTINUED ON PAGE 7

MEETINGS



MASO Board members



MASO Board reception



Lara Minahan, Lisa Alvetto.



Mario Polo, Steven Siegel, Jose A. Bosio



J. Edgar Hoover and bodyguard



Exhibit Hall

CONTINUED ON PAGE 8

MEETINGS



Dr. Eric Lang presentation



Carmen Doumit, Brienne Flagg, Sana Augustus



James Vaden



Congressman Harris



President's reception

SEE MORE PHOTOS ON PAGE 42

Save the Date!

2026 MASO Spring CE Program

Friday, March 13, 2026 • 9:00 - 3:15 pm

The Union League of Philadelphia

“A Multiple-disciplinary Approach for Airway and Soft Tissue Management”

You are invited to join MASO for its Spring CE Program on March 13, 2026 at The Union League of Philadelphia, 140 S. Broad Street, Philadelphia, PA.

SPEAKERS

Sleep Apnea

Dr. Marianna Evans, Founder, Infinity Dental Specialists, *Skeletal Therapies for Patients with Upper Airway Disorders: The Role of the Orthodontist*

Dr. Richard Schwab, Chief, Division of Sleep Medicine, Professor of Medicine at the Hospital of the University of Pennsylvania, *MRI Studies of Adolescents' Tonsils, Adenoid and Craniofacial Syndromes as Risk Factors for OSA*

Soft Tissue Management

Dr. David Harmon, Assistant Clinical Professor at the University of Maryland Department of Orthodontics, *Choosing Wisely: Laser, Electrosurgery, or Bur? Well, it Depends*

Dr. Nipul Tanna, Associate Chairman, Associate Professor of Clinical Orthodontics, Director of Postdoctoral Periodontics/Orthodontics Program, *Hard and Soft Tissue Periodontal Procedures for Orthodontic Patients*

Dr. Paul Batastini, Orthodontics & Dentofacial Orthopedics Practitioner, *Does One Size Wire Fit All?*

5 CE credits!

Hotel Group Rate: \$255

Reference Middle Atlantic Society of Orthodontics Room Block

Telephone: 215-587-5570

Reservation Deadline: February 13, 2026

Registration Open at www.MASO.org.

ANGLE CLASS II MALOCCLUSION TREATMENT WITH A COOPERATIVE PATIENT

Jose A. Bosio, BDS, MS, ABO Board Certified

Clinical Associate Professor, Orthodontics Division Chief and
Program Director, Department of Orthodontics and Pediatric

Dentistry, University of Maryland School of Dentistry, Baltimore, MD

650 W. Baltimore St, Room # 3221, Baltimore, MD, 21201

Email: jose.bosio@gmail.com

This clinical case was treated at University of Maryland School of Dentistry by the student Dr. Christina Grace and supervised by the faculty Dr. Jose A. Bosio.

Abstract

The quest for the most effective treatment approach for Angle Class II malocclusion continues in orthodontics. This case report describes the treatment of a 12-year-old female patient presenting with a bilateral end-on molar and canine Angle Class II, Division 2 malocclusion, moderate maxillary crowding, an impinging overbite, and an increased curve of Spee. The patient demonstrated good motivation and accepted treatment with cervical-pull headgear, interarch elastics, and fixed appliances. Extractions were not considered due to the patient's concave subnasal profile. Excellent compliance with headgear therapy resulted in molar distalization, facilitated anterior alignment, overbite reduction, and correction of the curve of Spee. The patient remained reliable and compliant throughout treatment and was satisfied with the final outcome.

Main Points

- Headgear continues producing good results with compliant patients.
- Impinging overbite reduces with arches leveling.

INTRODUCTION

The characteristics of an Angle Class II, division 2 malocclusion can be partially described by the maxillary molars being positioned ahead of the mandibular molars, retroclined maxillary incisors, and a frequently associated deep, impinging overbite, which may lead to significant uneven wear of the maxillary and mandibular incisors.¹ Correction of this condition can be accomplished by a number of clinical approaches. Alignment of the anterior teeth by controlled proclination- using removal (functional or aligner-based) or fixed appliances- is often necessary to allow the mandible to posture forward.

The appliances used for Angle Class II malocclusion correction include removable appliances such as Twin Block,² Bionator,³ Frankel,⁴ extraoral appliances such as headgear,⁵ the inter-arch

fixed Herbtz,⁶ Mara,⁷ Forsus,⁸ PowerScope,⁹ Jasper Jumper,¹⁰ inter-dental elastics,¹¹ the intra-arch fixed Pendulum,¹² Distal Jet,¹³ Carriere Motion,¹⁴ and Frog appliances.¹⁵ Skeletal anchorage options include Temporary Anchorage Devices (TADs),¹⁶ Mini-plate.¹⁷ Clear aligner appliances are also currently being used to correct Angle Class II malocclusion, either by sequential distalization, using or not interdental elastics.¹⁸

Collaborative effort is almost always essential to achieving all treatment objectives, with each unique case requiring different areas of expertise.^{19, 20}

This case report describes the treatment of a 12-year-old patient with an Angle Class II, division 2 malocclusion treated with a few of the many options for Class II treatment, headgear and interdental elastics, in combination with conventional orthodontic braces. This case demonstrates that compliance to treatment promotes positive changes to the dentition, a pleasant orthodontic outcome, and an improved functional and esthetics prognosis.

CASE PRESENTATION

Diagnosis and Etiology

A 12-year-old female with a chief complaint that “my teeth are misaligned and I don’t like my smile”. The extraoral lateral photographs depict a concave lower facial profile, and an obtuse nasolabial angle and acute mentolabial fold, associated with an overdeveloped pogonion (Fig. 1) She exhibited passive lip closure and her lower facial thirds was smaller than middle and upper thirds, classifying as hypodivergent face. Small facial asymmetry in which the right side was slightly longer than the left (Figure 1 and 3). The patient also reported anxiety from dental treatment.



Figure 1: Initial composite photos

CONTINUED ON PAGE 11

CASE PRESENTATION

CONTINUED FROM PAGE 10

The intraoral images revealed a bilateral end-on molar and canine Angle Class II division 2 malocclusion. Maxillary central incisors were retroclined, and maxillary lateral incisors were proclined, non-consonant smile arc, 10 mm impinging overbite, maxillary severe and mandibular moderate crowding, increase Curve of Spee and curve of Wilson, mandibular midline deviated toward the right side two millimeters. (Fig. 1)

The panoramic x-ray showed a mandibular second molar erupted, and developing third molars pressing on the root of second molars, and appearing to be on the path of impaction. Maxillary 2nd molars were still erupting favoring potential first molar attempt to distalization. Temporomandibular Joint (TMJ) appeared within normal limits and TMJ signs of symptoms were present. (Fig. 2)



Figure 2: Initial panoramic x-ray film

The cephalometric analysis indicated significantly retro-clined maxillary incisors and retropositioned mandibular incisors, normal maxillary and mandibular jaw position, reduced lower 1/3 of the face, impinging deep bite, and increased curve of Spee from the sagittal plane, significantly increase interincisal angle, and upper and lower retrusive lips. (Fig. 3) (Table 1)

Treatment Objectives

The treatment objectives were to (1) distalize maxillary molars and canines to achieve Angle Class I of occlusion for both teeth, (2) eliminate deep impinging overbite by intruding maxillary and mandibular incisors and correct Curve of Spee while improving the lower 1/3 vertical dimension, (3) procline maxillary and mandibular incisors, (4) position maxillary and mandibular midlines as ideal as possible, (5) Eliminate maxillary and mandibular crowding, and (6) attempt to prevent impaction of maxillary second molars.

Treatment Alternatives

Several treatment alternatives could be offered to the patient. 1) Alignment of maxillary teeth and mandibular advancement using removable or fixed functional appliances. However, this alternative would exacerbate mentalis

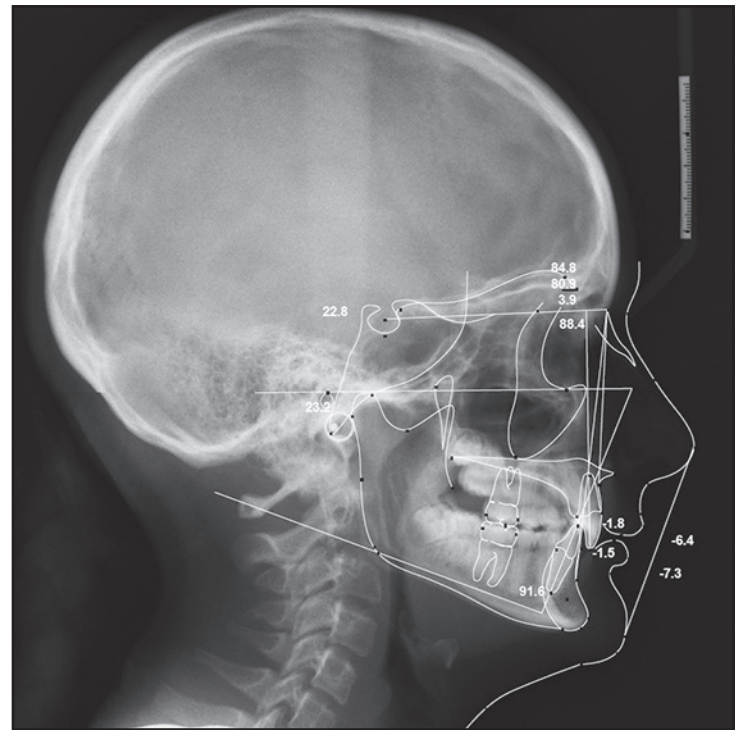


Figure 3: Initial cephalometric x-ray tracing

Table 1 - Initial and final cephalometric measurements, the differences, and the norms.

	Initial	Final	Difference	Norm
Maxilla to Cranial Base				
SNA (°)	84.8	81.7	3.1	82
Mandible to Cranial Base				
SNB (°)	80.9	80.3	0.6	80
SN - MP (°)	22.8	24.3	1.5	32.9
FMA (MP-FH) (°)	23.2	24.2	1.0	23.9
Maxillo-Mandibular				
ANB (°)	3.9	1.4	2.5	1.6
Maxillary Dentition				
U1 - NA (mm)	-1.8	3.5	5.3	4.3
U1 - SN (°)	88.4	109.3	20.9	102.8
Mandibular Dentition				
L1 - NB (mm)	-1.5	2.6	4.1	4
L1 - MP (°)	91.6	99.9	8.3	93
Soft Tissue				
Lower Lip to E-Plane (mm)	-6.4	-6.0	0.4	-2
Upper Lip to E-Plane (mm)	-7.3	-5.4	1.9	-6

prominence. 2) Extraction of maxillary first premolars and correction of canines into Angle Class I, and molars into Angle Class II. This alternative would allow for proclination of mandibular incisors limiting the retraction and maxillary ones; 3) extraction of maxillary first and mandibular second premolars (Class II pattern extraction) which would have allowed for alignment of all teeth and correction of the Angle classification, the option would have significantly impacted the retraction of upper and lower lips and increased on the mentalis projection; 4) extraction of maxillary and mandibular

CONTINUED ON PAGE 12

CASE PRESENTATION

CONTINUED FROM PAGE 11

first molars and use of Class III elastics to increase the Angle class II of malocclusion in preparation for maxillary and mandibular surgical advancement and chin reduction. Although this option would have improved the skeletal and soft tissue characteristics, it would involve postponement of treatment initiation waiting for growth cessation, including the risks associated with orthognathic surgery; 5) distalization of maxillary dentition with functional cervical pull headgear. This option would distalize (hold growth) of maxilla, while allowing the mandible to catch up. The option would require full patient cooperation, in collaboration with favorable mandibular growth; 6) sequential distalization of maxillary teeth with clear aligners. The option would also require full cooperation of patient with aligner and rubber bands usage, and considerations should be given to a significant number of refinements which would extend treatment for much longer time,

The patient chose alternative number five, distalization of maxillary dentition with functional cervical pull headgear. The patient was fully informed and encouraged to wear the headgear appliance as well as interdental elastics further down into the treatment. Asymptomatic TMJ clicking would likely be present at the end of treatment. However, if pain would have arisen during the orthodontic treatment, the patient would have needed to be referred to a pain clinic, and after pain would have subsided, orthodontic treatment would have resumed. Monitoring eruption of maxillary and mandibular second molars attempting to prevent impaction.

Treatment Progress

Treatment proceeded with adjustment of a cervical pull headgear to be worn twelve to fourteen hours a day, every day, until Angle Class I of occlusion was achieved. Bonding of maxillary and mandibular fixed appliances were postponed to after Angle Class I achievement. Six months into treatment showed good position of the maxillary first molars. (Fig. 4) Maxillary teeth were bonded with American Orthodontic 0.022x0.028 Slot MBT prescription was bonded first. Transbond XT® was used as a bonding agent. Maxillary arch wire (0.014 NiTi) was inserted on the first visit, and the patient was given dental wax to prevent lip injuries and proper oral hygiene instructions. Arch wire progression (0.018 NiTi and 0.017x0.025 NiTi) continued until clearance of mandibular dentition. The mandibular arch was then bonded with the same prescription brackets and a 0.014 NiTi inserted. Maxillary arch wire progressed to a 0.017x0.025 SS, and mandibular arch wire followed the same sequence. At eleven months of treatment, significant molar distalization was accomplished with headgear wear, as well as spaces among all maxillary dentition. (Fig. 5)

Panoramic x-ray obtained at thirteen months of treatment demonstrated good development of second molars with maxillary left one appearing impacted. (Figure 6) Final



Figure 4: Five-months composite intraoral photos

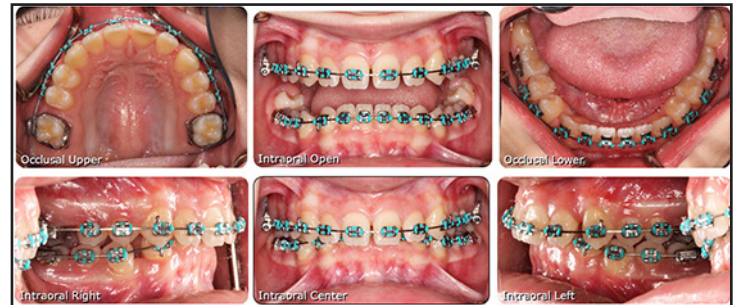


Figure 5: Eleven-months composite intraoral photos

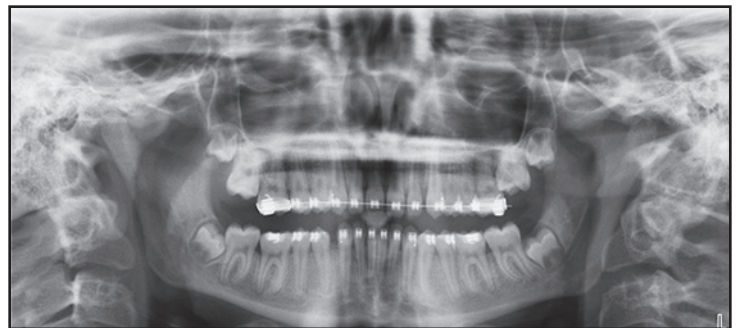


Figure 6: Thirteen months panoramic x-ray

working wires, maxillary and mandibular 0.017x0.025 SS were used to complete all leveling and alignment. Moderate force Class II interdental elastics (3/16 3.5 oz) to be worn 24/7 to improve antero-posterior relationship were introduced after final working wires, and the patient wore them in full compliance. At eighteen months of treatment, intraoral pictures demonstrated that most of the spaces had been closed, with some still remaining on the maxillary arch, while a deep bite was still present. (Fig. 7) At twenty-one months of treatment intra and extraoral pictures, lower 1/3 of the face can still be seen concave, small relapse of right-side canine Angle Class I. (Fig. 8) Twenty-six months of treatment the treatment was concluded. (Fig. 9)

Maxillary and mandibular scans were taken for the fabrication of Essix® retainers. Essix retainers were recommended to be worn 24/7 for 6-7 months and then reduced to 18-hour wear time. The patient was then recalled for retention control and evaluation, figure nine shows the retention period of 6 months.

CONTINUED ON PAGE 13

CASE PRESENTATION

CONTINUED FROM PAGE 12



Figure 7: Eighteen-months composite photos



Figure 8: Twenty-one-months intra/extraoral composite photos



Figure 9: Twenty-six-months finished treatment intra/extraoral photos

Treatment Results

Most major objectives were accomplished. Treatment resulted in stable, and well-balanced teeth with a good prognosis for stability, and the patient and parents were pleased with the orthodontic result.

The intraoral photographs show leveled occlusion, Angle Class I of occlusion relationship for molars and canines bilaterally and proper alignment of the midlines. Curve of Spee, Curve of Wilson and vertical dimension were idealized and promoted

positive changes to soft tissue dimensions as well. (Fig. 9). The patient still exhibited a somewhat concave lower 1/3 of the face due to the strong chin projection.

The final panoramic and lateral cephalometric radiographs showed successful intrusion of maxillary and mandibular incisors. Greater bone support was also evident on panoramic images. The left maxillary second molar had not fully erupted at the end of treatment and some monitoring of its eruption is required. The authors anticipate that the tooth will erupt normally since not other orthodontic movement is applied to the teeth. When the left second molar erupts, new maxillary retainer may be necessary. (Fig. 10).



Figure 10: Final panoramic x-ray film

The cephalometric analysis showed appropriate proclination of maxillary and mandibular incisors, which also improved lip support and esthetics, and reduced the concavity of the lower 1/3 of the face. Maxillary and mandibular incisors were intruded and the patient had a favorable growth. (Fig. 11)

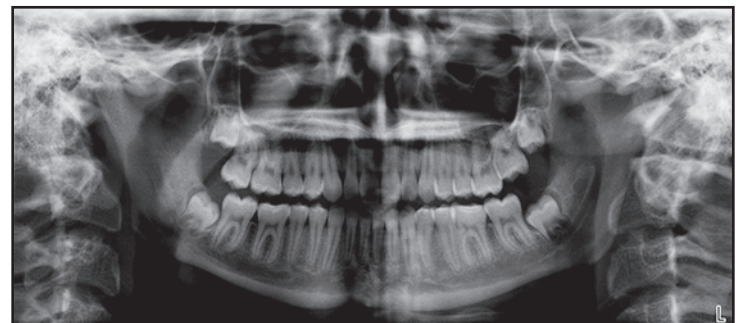


Figure 11: Final cephalometric x-ray tracing

Cephalometric superimposition also indicated clockwise rotation of the mandible, making the chin less protrusive. (Fig. 12). The superimposition shows the proclination of maxillary

CONTINUED ON PAGE 14

CASE PRESENTATION

CONTINUED FROM PAGE 13

and mandibular incisors and the significant intrusion of mandibular incisors, extrusion of maxillary molars which helped with the slight clockwise rotation of the mandible. (Fig. 12)

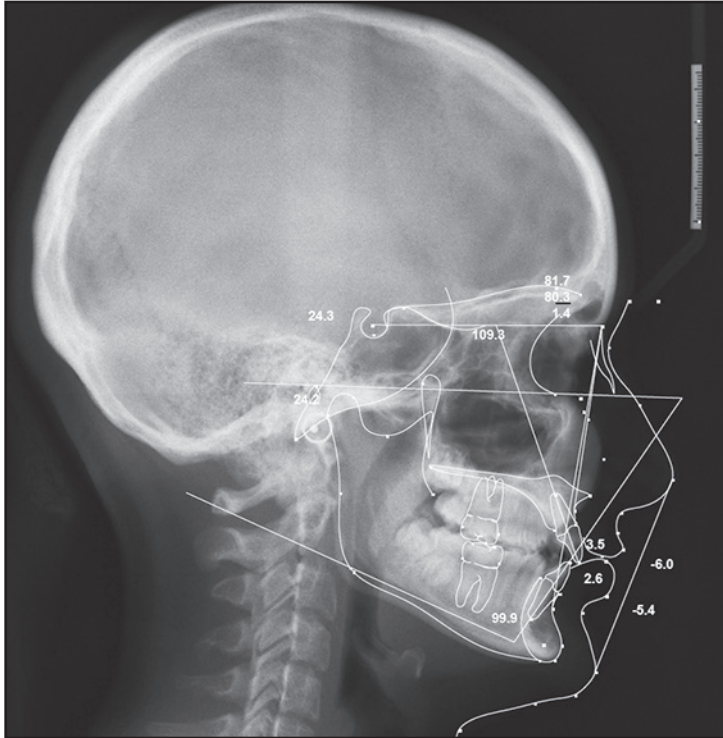


Figure 12: Initial and final superimposition

DISCUSSION

Concavity of the lower 1/3 of the face due to excessive chin projection is difficult to manage. Functional anterior repositioning appliances advance the dentition along with chin projection. However, the mandible cannot be positioned forward if anterior maxillary teeth are retroclined. The choices of appliances patients and professionals have been pointed out earlier in the introduction. Orthodontists, through their training and professional expertise, feel more confidence on certain procedures and appliances used on their past experiences, and the treatment choice lies on the opportunities that they might have chosen treating similar malocclusions. Thus, headgear was the appliance of choice to correct the Class II molar malocclusion, followed by a well-planned sequence of events.

Using the cervical headgear appliance helped to open the bite. A good patient compliance can be attributed to the time spent in explaining the importance of appliance wear,

and to the headgear being the only appliance delivered to the patient for the first six months of treatment. If a patient is undergoing orthodontic treatment, parents are paying, and the headgear is the only appliance delivered, patients are more inclined to wear them well. Orthodontists usually blame the patient for not wearing the appliances according to their instructions. However, it is the authors' perception that most of the time it is more of a professional failure to convince the patient about appliance wear rather than lack of patient cooperation.²¹

After distalization of maxillary molars, maxillary teeth were bonded, followed by leveling and alignment of maxillary dentition for a few months, intrusion of incisors permitted bonding on mandibular dentition and consequently alignment.

Distalization of maxillary canines and anterior teeth could best be achieved by interdental elastic wear or TADs (best anchorage system) insertion. Since TAD's involve extra charge at our institution, parents decided not to pursue that option, and chose class II rubber bands, which unfortunately proclined mandibular incisors more than expected, placing a strain on the periodontal tissues. On the other hand, it helped to reduce lip retrusion. And the patient did wear rubber bands very well. A common way to explain the importance of wearing rubber bands is by comparing tooth movement to pushing a ball uphill. As long as the person continues to push, the ball moves upward; however, once the hands are removed, the ball rolls back down. Similarly, if patients do not wear their interarch elastics full-time—removing them except to eat and brush—the teeth are likely to drift back toward their original positions due to loss of anchorage.

CONCLUSIONS

This case report showed headgear appliance as the best treatment option. The article emphasized the result of a Class II, division 2 orthodontic malocclusion treated with exceptional patient cooperation with cervical pull headgear and Class II rubber bands. Despite a small chin projection, intrusion of maxillary teeth, resolution of maxillary and mandibular crowding, and elimination of excessive overbite were achieved.

CONTINUED ON PAGE 15

CASE PRESENTATION

CONTINUED FROM PAGE 14

References:

1. Millett DT, Cunningham SJ, O'Brien KD, Benson PE, de Oliveira CM. Orthodontic treatment for deep bite and retroclined upper front teeth in children. *Cochrane Database Syst Rev* 2017;10(10):Cd005972.
2. Dyer FM, McKeown HF, Sandler PJ. The modified twin block appliance in the treatment of Class II division 2 malocclusions. *J Orthod* 2001;28(4):271-80.
3. Bock NC, Jungbauer R, Rudzki I, Proff P, Ruf S. Long-term (≥ 15 years) outcome quality after Class II:1 bionator or Herbst multibracket appliance treatment : A comparison. *J Orofac Orthop* 2024;85(4):260-69.
4. Perillo L, Cannavale R, Ferro F, et al. Meta-analysis of skeletal mandibular changes during Frankel appliance treatment. *Eur J Orthod* 2011;33(1):84-92.
5. Henriques FP, Janson G, Henriques JF, Pupulim DC. Effects of cervical headgear appliance: a systematic review. *Dental Press J Orthod* 2015;20(4):76-81.
6. Barnett GA, Higgins DW, Major PW, Flores-Mir C. Immediate skeletal and dentoalveolar effects of the crown-or banded type Herbst appliance on Class II division 1 malocclusion. *Angle Orthod* 2008;78(2):361-9.
7. Al-Jewair TS. Meta-analysis on the mandibular dimensions effects of the MARA appliance in patients with Class II malocclusions. *Angle Orthod* 2015;85(4):706-14.
8. Nogueira CQ, Galvão Chiqueto KF, Freire Fernandes TM, Castanha Henriques JF, Janson G. Effects of the Forsus fatigue-resistant device and mandibular anterior repositioning appliance in Class II malocclusion treatment. *Am J Orthod Dentofacial Orthop* 2022;162(6):814-23.
9. Caleme E, Moro A, Mattos C, et al. A comparative three-dimensional analysis of skeletal and dental changes induced by Herbst and PowerScope appliances in Class II malocclusion treatment: a retrospective cohort study. *Prog Orthod* 2025;26(1):24.
10. Bassarelli T, Franchi L, Defraia E, Melsen B. Dentoskeletal effects produced by a Jasper Jumper with an anterior bite plane. *Angle Orthod* 2016;86(5):775-81.
11. Matthaïos S, Tsolakis AI, Haidich AB, Galanis I, Tsolakis IA. Dental and Skeletal Effects of Herbst Appliance, Forsus Fatigue Resistance Device, and Class II Elastics-A Systematic Review and Meta-Analysis. *J Clin Med* 2022;11(23).
12. Al-Thomali Y, Basha S, Mohamed RN. Pendulum and modified pendulum appliances for maxillary molar distalization in Class II malocclusion - a systematic review. *Acta Odontol Scand* 2017;75(6):394-401.
13. Cozzani M, Pasini M, Zallio F, et al. Comparison of maxillary molar distalization with an implant-supported distal jet and a traditional tooth-supported distal jet appliance. *Int J Dent* 2014;2014:937059.
14. Biggs EV, Benavides E, McNamara JA, Jr., et al. Three-dimensional Evaluation of the Carriere Motion 3D Appliance in the treatment of Class II malocclusion. *Am J Orthod Dentofacial Orthop* 2023;164(6):824-36.
15. Ludwig B, Glasl B, Kinzinger GS, Walde KC, Lisson JA. The skeletal frog appliance for maxillary molar distalization. *J Clin Orthod* 2011;45(2):77-84; quiz 91.
16. Krishnan V. Changing orthodontic mechanics with Temporary Anchorage Devices. *J World Fed Orthod* 2024;13(1):1.
17. Faber J, Velasque F. Titanium miniplate as anchorage to close a premolar space by means of mesial movement of the maxillary molars. *Am J Orthod Dentofacial Orthop* 2009;136(4):587-95.
18. Gurgel ML, de Oliveira Ruellas AC, Bianchi J, et al. Clear aligner mandibular advancement in growing patients with Class II malocclusion. *AJO DO Clin Companion* 2023;3(2):93-109.
19. Mankoo T, Frost L. Rehabilitation of esthetics in advanced periodontal cases using orthodontics for vertical hard and soft tissue regeneration prior to implants - a report of 2 challenging cases treated with an interdisciplinary approach. *Eur J Esthet Dent* 2011;6(4):376-404.
20. Spear FM, Kokich VG, Mathews DP. Interdisciplinary management of anterior dental esthetics. *J Am Dent Assoc* 2006;137(2):160-9.
21. Gratsia S, Cocos A, Vastardis H, Halazonetis D. Cervical headgear effectiveness in distalizing molars in relation to patient compliance. *Eur J Orthod* 2024;46(1). ■

AAO COUNCIL REPORTS



COUNCIL ON COMMUNICATIONS Dr. Richard H Albright III

The COC annual in-person meeting was held on February 6 and 7 in St. Louis.

Council on Communication members:

Alex Thomas (chair), Matt Dunn, Carly Shiro, Jessica Piepenbrink, Jashleen Bedi, Allison Fallgatter, Rick Albright, Enrique Cruz (Board Co-liaison), Megan Dombroski, Dakota Miller, Lawrence Wang (Board Trustee), and Jennifer Diebling (AAO Staff Liason).

The Purpose of the COC is to encourage and support public and patient education in orthodontics and inform AAO members of available services, materials and benefits.

The COC is busy with initiatives focused on providing AAO members with a variety of valuable resources and educating the public on the importance of visiting an orthodontic specialist for their treatment. COC initiatives for 2025-2026 include: continuation of the CAP or Consumer Awareness Program, actively engaging AAO members and the public through social media initiative, Smiles at 7, Member Marketing, and the Bullying Bites campaign.

The Consumer Awareness Program (CAP) continues to be a valuable public awareness campaign with year to year growth and efficiency. FY2025-2026 is on pace to exceed 16.5 million views to the AAO consumer website, which is a 7% increase from the prior year. The “Straight Answers, Bright Smiles” and “Science of Smiles” campaigns are examples of successful consumer awareness campaigns promoted through CAP.

Social Media Initiatives continue to be essential tools for member and consumer engagement. The COC is focused on efficiently reaching a target audience with paid and organic social media campaigns that promote our specialty and our members in measurable ways. With the help of our third party partner “Steady Rain”, the AAO is strategically driving strong audience growth through increased posting frequency and targeted content. Engagement metrics show increased posting frequency across all platforms. Important COC campaigns such as; Smiles at 7, Bullying Bites, and Orthodontic Staff Appreciation Day all were effective in increasing engagement. Keep a watch for AAO influencer campaigns, “what makes me smile”, and “moments of zen” and do your part to share all the great things we contribute as AAO Orthodontists.

The **Bullying Bites** campaign in October continues to grow in popularity. The AAO promoted this campaign through numerous press releases and national landmark light ups. Plan ahead and be ready to join the AAO and other AAO orthodontic offices this October in promoting healthy children and anti-bullying by participating in the important national campaign.

Member communication remains an important part of the COC’s work. The AAO annual session and constituent meeting are great places to witness the value of AAO membership. The AAO has a variety of resources for the AAO members to use in their office and new initiatives and events are continually being added. The AAO member site is the best launching pad for access to the many programs the AAO provides to members.

We look forward to the continued success of the AAO and its members. Please reach out to your member representatives with questions or suggestions. ■



COUNCIL ON EDUCATION Dr. Padma Mukherjee

Dear MASO Members,

Wishing you and your loved ones a Very Happy 2026!

The COE met in person on November 3, 2025. It was an all-day meeting at the AAO headquarters in St. Louis, MO. The meeting was attended by: Dr. Sercan Akyalcin (Chair), Dr. Richard Williams, and Dr. Kaitrin Kramer (Trustee Liaisons) and Members: Dr. John Zhang, Dr. J. Martin Palomo, Dr. Mitchell Lipp, Dr. Onur Kadioglu, Dr. Reginald Taylor, Dr. Jeff Iverson, Dr. Paul Armbruster, Dr. Ki Beom Kim and Dr. Padma Mukherjee. The meeting was organized by the

following AAO Staff: Libby Dischert, Melissa McCulloch, Tori Cannon, Lauren Carr, Tiah Archer. The Guest speakers included: Brandon Hackworth and Kathy Langenfield.

The following is a summary of that meeting.

Trustee Update:

1. Full-Time Teaching Faculty Fellowship Dr. Williams reported that the AAO Foundation has made significant progress in its capital campaign to match the AAO’s contribution of \$1.8 million to provide permanent funding of the Full-Time Teaching Faculty Fellowship.
2. Leadership Programs Dr. Kramer discussed upcoming leadership initiatives, including: The next Simon Sinek Leadership Program start date (to be announced). The

CONTINUED ON PAGE 17

AAO COUNCIL REPORTS

next MBO Cohort, beginning in January 2026, and its benefits for both residents and faculty.

3. **Advocacy and Legislative Achievements:** Eight states have adopted AAO-developed legislative language related to patient care. A new Student Loan Resources page has been launched to support members

Resident Engagement Strategies:

VP of Member & Governance, Brandon Hackworth, and Kathy Langenfield joined the meeting. Kathy and Brandon shared the key objectives of the strategy that has been developed to encourage Resident membership in the AAO. The strategy includes building awareness, creating community, developing advocates among educators, and producing resources aligned with members' needs. It was noted that 74 of 76 residency programs are actively participating in the Resident Champion Program, which disseminates AAO information directly to residents. Current residency presentations include the Resident Vitals Program, Financial Planning Session, and Resident Legal Course—all of which can be delivered in a single day through the "AAO in a Day" program.

MASO encourages all residents who are MASO members to participate in the Resident Champion Program and get involved.

OSA Whitepaper Update:

Dr. J. Martin Palomo The Fellowships and Awards Subcommittee will meet to finalize any necessary revisions for guidelines and applications. The PR subcommittee will meet to review survey response rate data. The condition previously referred to as Obstructive Sleep Apnea (OSA)

will now be referred to as Sleep Disordered Breathing (SDB) to better reflect the broader spectrum of related conditions. Feedback on this terminology update and associated paper was received from the AAO Board of Trustees (BOT), COOP, and other key stakeholders, as well as through legal review. The BOT will conduct one additional review of the paper before it is published in the American Journal of Orthodontics and Dentofacial Orthopedics (AJODO). Once the paper is published, the AAO will develop tools and resources to assist members in screening patients for Sleep-Disordered Breathing, supporting clinical awareness and implementation.

ABO Update:

Dr. Onur Kadioglu reported that approximately 65% of the AAO's active membership are currently board certified, with a slight increase in participation in the scenario-based exam in recent years and a notable rise in women's certification, reflecting broader professional trends. The next ABO exam is scheduled for September 16, 2026, following the previous exam in September 2025, with results expected within four months. Certification renewal, required every ten years, ensures continued clinical proficiency, up-to-date knowledge, and a strong commitment to professional excellence. The title "ABO Diplomate" has been updated to "**ABO Board Certified**," and a new marketing resource guide is now accessible on the ABO website.

MASO encourages all residents and programs to get board-certified.

We look forward to seeing you all at MASO's Spring Session on Friday, March 13, 2026 at The Union League of Philadelphia! Let's learn and have a good time together! ■



**COUNCIL ON
GOVERNMENT ADVOCACY**
Dr. Jean Edouard Asmar

2026 has already started with the Council on Government Advocacy (COGA) working hard on behalf of our association. We continue to build on our record setting 2025 successes and accomplishments with our member advocacy priorities. Our key issues remain as follows: workforce challenges, small business issues, student loan debts along with patient health and safety relating to mail order Orthodontics. We have had many conference calls to work on and finalize planning for our upcoming joint COGA-AAOPAC boards meeting in

Washington, DC which will take place in concert with The AAO's 2026 professional Advocacy Conference (Tuesday, March, 17th - Wednesday, March, 18th at the Capital Hilton), our new location closer to the hill. We will meet for a day and a half prior to the actual start of the meeting. This past year, we did not meet in person but still worked hard on planning and finalizing all preparations for this upcoming annual Advocacy meeting. This is shaping up to be one of the most successful meetings to date. I would like us to beat last year's stellar contributions for the 125th anniversary of our specialty and to urge you all to make a contribution at AAOPAC.org.

Those dollars are instrumental in helping to fuel our advocacy priorities not only at the federal level but in states across the country. ■

AAO COUNCIL REPORTS



COUNCIL ON MEMBERSHIP, ETHICS & JUDICIAL CONCERNS

Dr. Tarun "Ty" Saini

I would like to thank **Dr. Sana Augustus** and her planning committee for such a wonderful Annual Session in Washington, D.C. Her remarks, kind gestures and fresh ideas throughout the weekend speak volumes of the unique and intentional leadership she brings to MASO.

I continue the privilege of representing MASO's members on COMJEC. Our fall meeting was held by Zoom and we met in person on Friday January 9, 2026, in St. Louis. Dr. Chris Murphy (NESO) is our new Council Chair; Dr. Ken Webb (NESO) continues as our Trustee Liaison and Mr. Brandon Hackworth remains our AAO lead staff member.

We heard from a number of AAO staff including Ms. Mindi Brothers, who discussed the role of AI in orthodontics (white paper forthcoming on AI in clinical matters), including how hackers are using this technology to launch more cyber attacks against small businesses and as such, orthodontists / business owners need to reconsider these threats.

As of this publication, we have no official resolutions for the HOD, but here are some relevant updates:

Membership Trends and MASO's Numbers

- Current **U.S. market share** 84.6% is calculated as 9,664 AAO members out of a total population of 11,428 orthodontists (5/31/25).
- **Greatest market share** is in MSO (88.8%), followed by GLAO (87.9%).
- **MASO** stands at 84%. 953 members out of 1,135 total orthodontists.

• Within MASO:

- ◇ **DC:** 80% AAO Market Share
- ◇ **DE:** 90% AAO Market Share
- ◇ **MD:** 87% AAO Market Share
- ◇ **NJ:** 80% AAO Market Share
- ◇ **PA: (east of the Alleghenies):** 89.3% AAO Market Share
- ◇ **PR:** 72.4% AAO Market Share
- ◇ **VI:** 33% AAO Market Share

So, as you can see, MASO overall closely reflects the overall US Market Share of the AAO. While we are doing well, we don't want to lose any member and we need to find ways to get nonmembers to join. COMJEC has already initiated ways to encourage such individuals. To this end, our Council has also collaborated with the Council on New and Younger Members to review membership dues and a graduated scale.

Continuing Initiatives

AAO's Resident Vitals and Financial Management for Residents presentations underwent some changes in 2025. With feedback from residency program directors, residents, AAO volunteer leaders and current presenters, we will be expanding the number of presenters and finding ways to identify mutually convenient times. If you have ever taught in a program, or volunteered to come in and give a lecture, you know how quickly the department's schedule fills up! I would like to especially thank **Drs. Richa Dutta** and **David Harmon** for their travels and time away from family and practice to connect with residents around the country and wave the AAO flag!

As always, when contemplating the initiatives and impact this Council can have, I think of what is in the best interest for the members of MASO, including our residents. Therefore, please do not hesitate to contact me with your suggestions and opinions! ■

AAO COUNCIL REPORTS


**COUNCIL ON
NEW AND YOUNGER
MEMBERS**
Dr. Natalie Miller

CCONYM members launched a new council year with a virtual meeting on May 14, 2025. Dr. Michael Durbin and Dr. India Collier are this year's trustee liaisons.

We remain focused on providing input on the AAO's over-arching strategy for engaging residents and new orthodontists, supporting membership renewal initiatives for early-career orthodontists, and collaborating closely with the Resident Champions program—while continually exploring new ways to strengthen it.

This year, CONYM once again helped to program the New Orthodontist and Resident Conference at the 2025 AAO Annual Session in Philadelphia. Beginning with the 2026

Annual Session in Orlando, this event will be divided into two separate conferences: one dedicated to residents and one for new and early-career orthodontists. CONYM representatives are actively contributing to the program development for both events.

CONYM also continues to represent the AAO at the GORP and ASDA meetings with the intent to engage the residents and dental students. In July, Dr. Stella Dong attended the GORP meeting in Kentucky on behalf of AAO/CONYM and delivered a presentation to residents. In November, Dr. Natalie Miller, together with AAO staff member Kathy Langenfeld, represented the AAO at the ASDA Leadership Conference. Both meetings were very well attended, and we look forward to continuing our participation in 2026.

Looking ahead, our annual in-person meeting is scheduled for Saturday, February 7, 2026, in St. Louis. Please feel free to reach out at any time with questions, comments, or suggestions. ■


**COUNCIL ON
ORTHODONTIC PRACTICE**
Dr. Madeleine Goodman

GENERAL: COOP held its annual in-person meeting in St. Louis the weekend of October 25th. Below is a recap of our ongoing programs as well as some initiatives we have in the works.

OFFICE DESIGN SERIES: The AAO is proud to have released their efforts on an entirely new approach to the AAO office design webpage. We are planning to release an updated version later this year. <https://www2.aaoinfo.org/practice-management/office-design-for-the-orthodontist/>

PRACTICE TRANSITIONS: We've started a major initiative to develop and maintain the AAO's Practice Transition content. Our plan is to use focus groups of micro-volunteers with recent experience in the following areas: Practice Startups, Practice Purchase and Practice Sale to Orthodontist, and Practice Sale to OSO/DSO. Our goal is to gather insights and information from multiple

sources, including incumbent orthodontists and subject matter experts, organized by transition type. We will develop practical tools such as planning checklists and quick reference guides to support others through practice transitions. Also, we will identify pain points to prioritize needs for future targeted solutions.

TECH TRANSFORMATION: The members of COOP are aiding the AAO's Tech Transformation by helping with the taxonomy review. A taxonomy is a structured system or classification scheme for organizing information. It's how we label and categorize the resources you use—like webinars, articles, forms, templates, and more—so they're easier to find, understand, and use. This work ensures that regardless of where content lives (e.g., on the website, in the learning platform, or elsewhere), you can search and discover it using consistent, meaningful terms. This will improve how members find and access online content.

AAO PRACTICE MANAGEMENT FORMS: To best serve the membership and their clients, informed consent forms of varied topics are available to you on the AAO website. I am confident that there is something there that you may not have considered for your practice – please take the time to visit.

CONTINUED ON PAGE 20

AAO COUNCIL REPORTS

COOP welcomes all member recommendations to modernize AAO forms as well as share subject suggestions (or example consent forms used in your practice) perhaps not yet broached by the AAO. Please note review of material, a new subject, or modification does not confirm future use by the AAO. Significant vetting and legal review is required; however, we thank you for any contribution to the membership.

ORTHODONTIC STAFF CLUB (OSC) AND ALL THINGS STAFFING: We have many outreach initiatives going to help educate potential employees on the joys of working in the orthodontic field. Also, doctors are encouraged to continue the promotion of the Specialized Orthodontic Assistant program as well as clarify the benefits of membership on-line (website access, fee discounts, and the like). We are in the process of focusing on a few key issues that affect staff retention and looking into possible new AAO offerings such as small-business health insurance and simpler universal assistant certifications.

NEW WEBINAR SERIES: Beginning in 2026, monthly webinars will be offered on a consistent schedule and branded as "Thinking Tuesdays." The topics will have a "just-in-time" planning approach depending on the month; however, the 6:00 or 7:00 p.m. CST time slot may shift based on speaker or moderator time zones and availability as those individuals are confirmed. Topics range from CDT code updates, OSHA training, tax information, and annual session highlights.

SUSTAINABILITY SUBCOMMITTEE: We will be focusing on making the 2026 Annual Session more

sustainable but adding a line-item to this year's scavenger hunt. Bring a reusable water bottle and get a stamp!

I welcome you to reach out at any time with questions, comments, or suggestions that I may share with the Council throughout the year. Thank you for your trust and support! ■



Aligner Recycling is Here!

TINY CHANGES IS THE FIRST AND ONLY COMPREHENSIVE ORTHODONTIC RECYCLING PROGRAM - NOW AVAILABLE TO ANY DENTAL PROFESSIONAL IN THE UNITED STATES AND CANADA. WE CURRENTLY HAVE 475 PARTICIPANTS, 1/3 OF WHICH ARE IN MASO, INCLUDING 6 MASO RESIDENCY PROGRAMS. PLEASE HELP US KEEP THIS PROGRAM GOING BY CONTINUING TO ORDER RECYCLING BOXES AT MASO.ORG. THROW USED ALIGNERS AND OTHER OFFICE PLASTICS INTO YOUR BOX THEN CALL UPS TO PICK IT UP. THE COMPANY TERRACYCLE WILL THEN UPCYCLE THE PLASTICS INTO PLAYGROUNDS, BENCHES AND MORE. THANK YOU MASO FOR BEING LEADERS IN SUSTAINABLE ORTHODONTICS!

tiny changes
RECYCLING PROGRAM



COUNCIL ON SCIENTIFIC AFFAIRS

Dr. Jose A. Bosio

The Council on Scientific Affairs met online on January 9, 2026, and deliberated for three hours. The following information was discussed and resolved:

- The Hellman, Sicher, Graber (HSG) Lectures will be presented on Friday, May 1, 2026, from 12:30pm – 2:30pm
- **Fourteen** HSG applications received for consideration. And the following 2026 American Association of Orthodontists Research Awards recipients are:

Milo Hellman Research Award

3D Evaluation of Treatment Outcomes for Miniplate-Anchored Class II Growth Modification

Dr. Ashleigh Kmentt, UNC-Chapel Hill

Harry Sicher Research Award

Vitamin D and Postnatal Mandibular Condyle Growth

Dr. Emilee Dudley, Texas A&M

Thomas M. Graber Awards of Special Merit

✦ *Longitudinal Outcomes of Bone Anchored Maxillary Protraction Treatment*

Dr. Christine Esposito, UNC-Chapel Hill

CONTINUED ON PAGE 21

AAO COUNCIL REPORTS

- ✦ *Use of customized alloplastic temporomandibular joint replacement in skeletally immature patients*
Dr. Elizabeth Celani, Texas A&M
- ✦ *Mechanical Properties of Thermoplastic and 3-D Printed Thermoset Orthodontic Aligner Materials*
Dr. Bethany Cook, University of Michigan
- The advertisement Marketing campaign of 2026 HSG Award Application Availability
 - ADA and CDA orthodontic program chairs were emailed about application deadlines
 - AAO e-Bulletin was mentioned 06/26/25, 08/29/25, 9/25/25
- 2027 Hellman, Sicher, Graber Application – the application will be an online application. The online application will be available by March 16, 2026, and the deadline to submit will be Thursday, October 1, 2026, at 5:00pm CST.

Oral Research, e-Posters, Table Clinics

A total of 358 Oral Research, e-Poster, Table Clinic applications: 57 Oral Research; 28 Table Clinic; 273 e-Poster

- Oral Research (OR):
 - 57 Oral Research applications received and judged
 - 17 accepted Oral Research applications
 - 40 rejected Oral Research accepted for an e-Poster
- Table Clinics (TC):
 - 28 Table Clinics applications received and judged
 - 18 accepted Table Clinic applications
 - 10 rejected Table Clinics accepted for an e-Poster
- e-Poster (EP):
 - 273 e-Poster applications received and judged
 - 269 accepted e-Poster applications
 - 4 rejected e-Poster applications

Marketing of 2025 Oral Research, E-Poster, Table Clinic Application Availability

- Application went live on the AAO website on August 1, 2024, and was made inactive October 15, 2024, at 5:00pm CST.

- Members were notified that the Invitation to Participate and online applications were available in the following publications:
 - ADA and CDA orthodontic program chairs were emailed about application deadlines on: August 12, 2025
 - AAO e-Bulletin – August 4, 2025, September 10, 2025, October 3, 2025
- 2027 OR, TC, EP will be available starting June 1, 2026, and the deadline to submit will be October 15, 2026, at 5:00pm CST-George
- E-Poster Viewing Statistics for 2025 E-Posters

E-Poster Viewing					
	2025	2024	2023	2022	2021
Prior to Annual Session	1	100	156	0	1
During Annual Session	1989	1905	984	678	n/a
End of AS through April (enter information if AS is in April)	n/a	n/a	90	n/a	260
End of AS through May	2520	2174	1249	236	169
June	3086	668	171	454	1259
July	3427	1030	584	340	987

- An announcement about the 2025 E-Posters being available until July 31, 2025, was published in the following AAO e-Bulletins: May 15, 2025, June 19, 2025, July 24, 2025

Dr. William R Proffit Resident Scholar Award

- Online application and Invitation to Participate went live December 1, 2025.
- An email will be sent to all program chairs and department chairs regarding the availability of the online application on January 8, 2026
- AAO e-Bulletin: December 4, 2025
- Deadline is February 2, 2026
- Dr. Jacob has agreed to be the contact person for 2026. ■

**AAOF UPDATE**

Dr. Normand Boucher

Please take a moment to review this report on the AAO Foundation's vital work. Your support will ensure continued growth to further benefit our specialty. ■

CONTINUED ON PAGE 22



AAO FOUNDATION

Winter 2025



Fundraising Goal
\$1,800,000

FOR THE FUTURE

The future of Orthodontics depends on our commitment to invest in the best educators. The AAO Foundation has launched *For the Future* – a campaign to invest in fellowships that will advance our specialty. The Full-Time Faculty Fellowship is a two-year, \$30,000 fellowship designed to supplement the salaries of those dedicated to orthodontic academics. In concert with AAO, and following the House of Delegates' unanimous support to create this powerful opportunity, this fellowship is our way of ensuring that the future is led by the most qualified and passionate individuals. Contributions will be matched dollar-for-dollar to create a fund to award three fellowships (awarded for two years) every year. To learn more about leadership opportunities, please call **Brett Schott** at the Foundation office: 314.292.6546 or bschott@aaortho.org



[Read More](#)

FRED A. GARRETT RESIDENT EDUCATION PROGRAM RETURNS

The AAO Foundation recognizes the importance of residents having the opportunity to experience an AAO Annual Session, and we support them through this program by offering a \$300 incentive for first-time, and \$100 for second-time resident attendees, to offset expenses to attend the conference. Visit aaofoundation.net/residents to see the qualifications.



CLASSES FOR ORTHODONTIC RESIDENT EMPOWERMENT (CORE)

The AAO Foundation is proud to offer residents a complimentary six-module virtual course on the business fundamentals led by Dr. Bill Layman. Use the QR code to register to gain access and complete it at your own pace.





Volunteer or Donate Here

GIVE THE GIFT OF A SMILE - VOLUNTEER WITH GIFTED SMILES TODAY!

Every day, orthodontists transform lives through confident, healthy smiles — and the AAO Foundation's Gifted Smiles program offers a way to extend that impact even further. By volunteering, you can provide essential orthodontic care to children who otherwise couldn't afford treatment, restoring not only their smiles but their confidence and opportunities. The program makes it easy to get involved, connecting you with pre-screened patients in your area and offering administrative support every step of the way. A few hours of your time can make a lifelong difference — because a smile is one of the most powerful gifts you can give.

AAO FOUNDATION BREAKFAST

Register to attend the AAO Foundation Breakfast in Orlando when you register for AAO Annual Session.

The Foundation will present the

Eugene & Pauline Blair, Distinguished Service Award to:
Dr. Richard Williams



American Association of Orthodontists®



Foundation Staff:

Brett Schott, Vice President
bschott@aaortho.org

Mindy Copp, Sr. Specialist, Marketing & Development
mcopp@aaortho.org

George Reinerman, Jr. - Program Specialist
greinerman@aaortho.org

Tabitha Smith - Program Administrator - Gifted Smiles
tsmith@aaortho.org



AAO PAC UPDATE

Dr. Doug Harte

As we enter the new year of 2026, AAOPAC is continuing its mission of Federal advocacy and fundraising. The AAOPAC set another all-time fundraising record. We thank everyone who contributed. Your support fuels our advocacy success not only in Washington, DC, but also in states throughout the country.

The upcoming annual orthodontic advocacy conference in Washington, DC is scheduled for March 17-18 this year. In that anticipation, Nathan Mick, the AAO Vice-president of Advocacy, updated the PAC board on federal and state news including:

- The AAO is actively working with the new Congress.
- Increased attention to student loan impacts, continued work on potential revival of the REDI Act.
- Continued FDA engagement regarding direct-to-consumer clear aligners and potential patient safety alerts.

- Federal teledentistry legislation planned for introduction in early 2026 to establish in person exam requirements prior to orthodontic treatment.
- The AAO is active during legislative sessions now in more than 20 states on AAO evidence-based priorities, including tele-dentistry, specialty advertising, workforce, student loan debt, and small business issues.

AAOPAC has retained the services of MMS which has helped with the Pac's fundraising and engagement. The company has shown excellent results. MMS plans to expand into digital retargeting ads for 2026. The annual membership participation rate was reported at 5.3% of eligible AAO members currently in the last calendar year. This is good compared to the National average. We look to increase the numbers of new givers this year as well as to strengthen our retention rate of current givers.

The PAC board re-elected Dr Edward Davis, AAOPAC Chair, for the 2026-2027 year. This will be his second term.

I look forward to engaging with many of you in the coming year. Please consider contributing now to help fuel our national bipartisan AAO advocacy efforts! You can make your donations thru our site at AAOPAC.org Every dollar helps. ■



ABO CONSTITUENCY REPORT

Dr. Roberto Hernandez-Orsini

ABO MISSION

The American Board of Orthodontics (ABO) is committed to elevating the quality of orthodontic care for the public by promoting excellence through certification, education, and professional collaboration.

Board Certification Update

- **We are pleased to announce that 65% of AAO orthodontists are now ABO-Board Certified** – a significant milestone that reflects a strong collective commitment to excellence within our specialty
- After successfully completing the ABO Written Examination and graduating from a CODA-accredited advanced specialty program in orthodontics and dentofacial orthopedics in the United States or Canada, orthodontists may register for the ABO Scenario-based Clinical Examination.

- Upon achieving board certification, orthodontists are awarded a time-limited certificate, with a Certification Renewal Examination required every 10 years to maintain board-certified status.

EXAMINATIONS UPDATES

Written Examination

Eligibility Requirements

- Applicants must be enrolled in or have graduated from a CODA-accredited orthodontic program in the U.S. or Canada.
- Orthodontic residents must have completed at least 18 months of training by the exam date.

2025 Written Examination

- Date held: April 9, 2025
- Location: Pearson Vue Professional Centers (U.S. and Canada)
- Number of examinees: 442
- Pass rate: 95%

CONTINUED ON PAGE 26

2026 Written Examination

- Online registration opened: October 22, 2025
- Registration closed: January 7, 2026
- Examination date: April 7, 2026
- Location: Pearson Vue Professional Centers (U.S. and Canada)
- Preparation resources, including the [2026 Written Exam Reading List](#) and practice questions, are available on the [ABO website](#).
- Questions submitted for consideration on future Written Exams (multiple choice with references) may be emailed to info@AmericanBoardOrtho.com.

Scenario-based Clinical Exam

- Applicants must be graduate from a CODA-accredited orthodontic program in the U.S. or Canada.
- Applicants must have successfully completed the written examination and provide evidence of graduate program completion.

2025 Clinical Examination

- Date held: September 17, 2025
- Location: Pearson Vue Professional Centers worldwide
- Number of examinees: 482
- Pass rate: 79%

2026 Clinical Examination

- Scheduled date: September 16, 2026
- Registration opened: September 18, 2025
- Registration closes: June 17, 2026 (or when capacity is reached)
- Location: [Pearson Vue Professional Centers worldwide](#)

Orthodontists must successfully complete the ABO Written Examination before taking the Clinical Examination. Study guides, sample cases, and registration instructions are available on the [ABO website](#).

Certification Renewal Examination

The ABO is currently reviewing the Certification Renewal process. Through this effort, we are identifying what is working well, determining areas for improvement, collaborating with other specialty boards, and gathering insights on professional growth and lifelong learning preferences among board certified specialists—all to help guide future enhancements. The goal is to maintain a program that supports lifelong learning, fosters professional growth, and upholds public trust while remaining relevant to board certified specialists. Updates will be shared as they become available.

Resources for exam preparation are available on the [ABO website](#).

ABO Examination Contacts

- *Written Examination Certification Coordinator:*
Nicole Huson | Nicole@AmericanBoardOrtho.com
- *Clinical Examination Coordinator:*
Kim Koch | Kim@AmericanBoardOrtho.com

EDUCATION AND OUTREACH

GORP Meeting

The ABO participated in the 2025 GORP Meeting in Lexington, KY. **Dr. Roberto Hernandez-Orsini**, ABO President, presented to residents. Nicole Huson (Certification Coordinator) and Kim Koch (Exam Coordinator) staffed the ABO booth. This meeting was very well attended by representatives from the majority of CODA accredited orthodontic programs.

Dental Specialties Meeting

Nicole Huson and Kim Koch attended the Dental Specialties Meeting in Chicago, IL, with a focus on AI by Dr. Peter Fritz, and featured speakers from:

- National Commission on Recognition of Dental Specialties and Certifying Boards (NCRDSCB)
- American Board of Prosthodontics

Constituency Meetings

Dr. Roberto Hernández-Orsini attended the Middle Atlantic Society of Orthodontists Annual meeting held in Washington, DC during last Fall. He participated in the BOD meeting and presented the information for the selection process of our next ABO Director representing MASO.

Institute of Credentialing Excellence (ICE)

Carole Newport, Nicole Huson, and Kim Koch attended the Institute of Credentialing Excellence (ICE) meeting in Phoenix, AZ, focusing on education, networking, and meetings with ROC-P and DRC.

ASAE CEO Symposium

In January 2026, Drs. Rossouw, Puntillo, and Rejman, along with Carole Newport will attend the ASAE CEO Symposium in Naples, Florida.

Ambassador Pathway Program

Launched last year, the ABO Pathway Program reached over 40 CODA accredited programs, helping familiarize doctors with the board certification process and examination preparation. Ambassadors represent all constituencies and attend in-person annual training; all resources and materials are provided by the ABO.

Presentations are available on request for educators, program chairs, directors, and examinees. Virtual sessions are offered before each Written and Clinical Examination.

CONTINUED ON PAGE 27

We encourage all Orthodontic Programs of our Constituency, to request an Ambassador visit for the benefit of all residents and Faculty Members. Most of our Programs have solicited a visit.

Presentations:

- *The Pathway to Board Certification: Overview*
- *The Pathway to Board Certification: Clinical Examination*

MARKETING UPDATE

ABO Resource Guide

The ABO Resource Guide supports board certified orthodontists in promoting and communicating the value of board certification to patients and the public. A new Resource Guide was mailed to active board-certified orthodontists in September 2025, and an eBook version is available via the ABO Storefront.

To access the Storefront, log in to your ABO account and click the blue 'ABO Storefront' button located below your picture on the left side of your dashboard.

ABO Storefront Features

Complimentary Downloads:

- ABO logos and seals
- Sample press releases
- Website content
- Social media graphics
- "It Takes a Specialist" video
- Board certification pathway graphic
- ABO Brand Standards and Marks Usage Guidelines

Stocked Materials:

- Lapel pin and historic lapel pin
- Padfolio, pens, measuring gauge, calibration kit
- Board Certified seal window cling and sticker

Purchasable Items:

- Customizable or ABO-branded brochures
- Notepads, patient consultation folders, dentist referral pads
- Duplicate certificates

Behind the Smile Orthodontist Spotlight

Behind the Smile has been a successful social media engagement initiative. ABO-Board Certified orthodontists may complete this [Google Form](#) to be featured on our social channels!

ABO-Board Certified® Designation

The ABO has introduced a standardized format for displaying board certification credentials: ABO-Board Certified. By displaying the credential (Ex: John Smith, DDS, MS, ABO-Board Certified) you help strengthen recognition of board certification across the profession. A consistent order improves clarity for patients, colleagues, and regulatory organizations and aligns with medical best

practices. Read the December 2025 AJO-DO article here. Additional guidance is available on the ABO [Across the Board blog](#) and within the ABO Brand Standards and Marks Usage Guidelines.

Follow the ABO Online

- **Facebook:** [facebook.com/americanboardoforthodontics](https://www.facebook.com/americanboardoforthodontics)
- **Instagram:** [instagram.com/americanboardorthodontics](https://www.instagram.com/americanboardorthodontics)
- **LinkedIn:** <https://www.linkedin.com/company/the-american-board-of-orthodontics/>

2025-2026 ABO DIRECTORS

- **Dr. Roberto Hernandez-Orsini** – President (Middle Atlantic Society of Orthodontists)
- Dr. P. Emile Rossouw – President-Elect (Northeastern Society of Orthodontists)
- Dr. Anthony Puntillo – Secretary-Treasurer (Great Lakes Association of Orthodontists)
- Dr. Daniel J. Rejman – Director (Rocky Mountain Society of Orthodontists)
- Dr. Meenakshi Vishwanath – Director (Midwestern Society of Orthodontists)
- Dr. Onur Kadioglu – Director (Southwestern Society of Orthodontists)
- Dr. Timothy Tremont – Director (Southern Association of Orthodontists)
- Dr. Paul Kasrovi – Director (Pacific Coast Society of Orthodontists)
- Dr. Jae Hyun Park – Immediate Past President (Pacific Coast Society of Orthodontists)

ABO VOLUNTEER OPPORTUNITIES

The ABO welcomes your unique perspective and strengths through a variety of leadership and professional growth opportunities, empowering you to make meaningful contributions to the specialty while advancing your own development. For more information, visit: <https://americanboardortho.com/orthodontists/volunteer-opportunities/>

ABO-Board Certified orthodontists interested in serving as an [ABO Director](#) are encouraged to review the qualifications and nomination process. During the Spring, The ABO will be interviewing and selecting our new Director representing MASO from those nominated by our Constituency. Looking ahead to 2027, the NESO constituency will be nominating, selecting, and submitting potential candidates to the ABO for fulfilling the upcoming Director vacancy. NESO members interested in serving as an ABO Director (length of term: 2027-2036) should contact their NESO constituent leaders to learn more about the nomination process.

Thank you for your continued commitment to the orthodontic specialty. ■



AAO HOUSE OF DELEGATES Dr. Jean McGill

The MASO Delegation met at the MASO 2025 Annual Session in Washington, DC and welcomed both a new Delegate Elect (**Dr. Edmund Khoo**) and Alternate Delegate Elect (**Dr. Monica Schneider**).

Your MASO representatives to the House of Delegates are honored to represent our constituency at the AAO Annual Session in Orlando this May. The Delegates, Alternate Delegates and MASO Board of Directors will meet on March 14, 2026, at the Union League in Philadelphia, Pennsylvania.

In addition to Drs. Khoo and Schneider, the rest of our Delegation includes- Delegates: **Dr. Jean McGill (Dele-**

gation Chair), Dr. Richard Isaacson, Dr. Tarun (Ty) Saini, Dr. Jean Asmar, Dr. Lara Minahan, Alternate Delegates: **Dr. Paul Batastini** and **Dr. Lynette Garcia**. The House of Delegates (HOD) is the governing body of the AAO and plays a significant role in approval of the operating budget, establishing dues and assessments and policy changes to improve our organization.

Resolutions to the 2026 HOD will be posted on the AAO website and members are encouraged to comment and participate in live sessions during our Annual Session. Please reach out to contact us with questions, concerns or items for consideration. The Delegation and Board wish to thank our outgoing members- **Drs. Kathy Marshall** and **Sana Augustus** for their years of service and participation with the Delegation. ■

A Different Approach to Cutting Costs: Earning More Money Back

Reducing operating costs is a top priority for many orthodontists. Getting better pricing and cutting expenses are obvious strategies. Earning cash back rewards on purchases is an important consideration as well. The AAO Business Credit Card offers up to 5.5% cash back and a variety of other perks to help you improve your practice finances.

Track and manage business expenses all in one place, create and manage employee cards, set spending permissions, redeem your rewards, make payments, and more!

Apply now and experience the difference firsthand. ■





TREASURER'S REPORT

Dr. Brienne Flagg

CURRENT ASSETS AS OF DECEMBER 31, 2025

Savings/Cash	\$56,310.94
Reserve Account	\$757,766.02
Other Current Assets	\$58,952.96
TOTAL ASSETS	\$873,029.92

INCOME	Year-End 2025	2026 Budget
Dues-Active / Reinstatement	\$198,092.83	\$160,000.00
Journal Advertising	1,500.00	3,000.00
<i>MEETINGS</i>		
CE COURSE	28,675.00	37,000.00
NET ANNUAL CONVENTION	-18,984.02	20,000.00
<i>OTHER INCOME</i>		
Prior Year Income	0.00	0.00
Interest Income	46.25	100.00
Dividends	19,514.26	8,000.00
Miscellaneous Income	1,000.00	1,000.00
Resident/Faculty Stipend Partner	0.00	6,000.00
TOTAL INCOME	229,844.32	235,100.00
EXPENSES	Year-End 2025	2026 Budget
<i>OPERATING EXPENSES</i>		
AAO Dues Billing Fee	2,500.22	2,900.00
President Honorarium	1,000.00	1,000.00
President Component Vists	0.00	1,000.00
AS Board Stipend (\$400 ea)	2,800.00	4,000.00
Management Fee	92,480.00	95,161.92
Office Supplies, Checks	1,207.48	1,400.00
Accounting	660.00	660.00
Subscrptns-formstack/cons cont	1,471.39	1,200.00
Stationary & Envelopes	0.00	100.00
Copying	611.14	700.00
Postage/Mailing House	45.76	150.00
Telephone/Fax	839.19	900.00
AAO Liability Insurance	0.00	0.00
Office/File Storage	170.00	120.00
Journal Editor - Honorarium	1,500.00	1,000.00
AS Scholarships	42,000.00	48,000.00
Gifts and Awards	3,677.17	7,000.00
Website Development	15.00	100.00
Journal Publication/Mailing	8,018.09	6,000.00

EXPENSES	Year-End 2025	2026 Budget
BOD - Travel Del-Mar Caucus	2,526.68	3,000.00
BOD - Meals/Room/AV - Del Mar	7,933.68	6,500.00
BOD-AnnlSession Bus Mtg (Sep)	0.00	200.00
BOD- AS Bd Mtgs (Sep)	3,409.75	3,000.00
Strategic Planning Initiatives	3,406.12	1,000.00
Website-maint, network solutns	571.17	650.00
<i>CE COURSE</i>		
Spring CE	26,716.51	27,000.00
CE Board Dinner	2,303.20	3,000.00
<i>NATIONAL ANNUAL MEETING</i>		
Leadership/Gov Affairs Conf/EL	25.73	0.00
AAO-Del(6) Alt (3)Room & Misc	4,067.04	5,500.00
AAO-Delegates And Alt Airfare	2,450.92	5,000.00
AAO-Exc Dir Attendance	2,282.66	2,300.00
AAOF Contribution	10,000.00	10,000.00
AAO Miscellaneous	0.00	0.00
Committee Expense	1,566.61	1,500.00
GORP Program	4,000.00	5,500.00
<i>OTHER EXPENSES</i>		
Credit Card/Processing Fees1,	483.47	1,500.00
Investment fees	995.55	1,000.00
Bank Service Charges	120.00	150.00
Prior Year Expense	3,075.00	0.00
Miscellaneous	235.19	200.00
Liability Insurance	1,154.00	1,300.00
Legal Fees	25.00	0.00
Tax Filing	1,020.00	1,000.00
Audit	0.00	4,000.00
TOTAL EXPENSES	238,563.72	254,691.92
NET OPERATING INCOME	(\$8,719.40)	(19,591.92)
Unrealized gain/loss to date	84,964.97	0.00
NET INCOME	98,113.26	(\$19,591.92)



Delaware State Dental Society **Dr. Mark R. Fiss**

Happy New Year to our friends in MASO! We hope everyone had a great holiday season and enjoyed quality time with their family and friends. Although all seems quiet on the orthodontic front now, the Delaware State Society of Orthodontics

(DSSO) welcomed our newest member, Dr. Page Collymore, to the First State this fall.

As 2026 comes into full swing, we will continue to focus on finding our members new opportunities on the local, regional and national levels as we continue addressing their concerns in the ever-changing orthodontic world. We will continue to keep you updated with any upcoming and exciting new changes to our organization and look forward to seeing you at the 2026 spring CE program. ■



District of Columbia **Society of Orthodontists** **Dr. Jean Edouard Asmar**

Once again, the DC component was very well represented at our MASO annual session meeting at the Mayflower hotel in our nation's capital. It was a very successful and well attended meeting with excellent lectures. It was wonderful to catch up with so many friends and colleagues. Looking forward to getting together again at the upcoming Spring CE meeting. ■

*Pictured on right: At our annual session with the one and only, author extraordinaire, **Dr. Larry Harte.***



Maryland **Society of Orthodontists** **Dr. Natalie Miller**

The Maryland State Society of Orthodontists (MSSO) had a great 2025. We set up several seminars throughout the year, tailored to our member interests based on a survey sent out at the beginning of the year. We held three virtual seminars and one in-person meeting in November.

The first virtual seminar featured Dr. Flavia Artese, who delivered two insightful presentations: *"Vertical Problems: Not Challenging, Just Misunderstood"* and *"The Bright and Dark Sides of Interproximal Reduction"*. The second seminar was led by Dr. Trevor Nichols, who presented on

"Aesthetic Finishing Solutions in Orthodontics". The third seminar was led by Dr. Audrey Yoon, who presented on *"How to Screen for Pediatric Sleep-Disordered Breathing: A Practical Guide for Orthodontists"*. The last seminar of the year was our in-person meeting in November which was well-attended with 65 members. Dr. Jeffrey Posnick, a renowned oral and maxillofacial surgeon, presented on a unique topic, *"Challenges of Cleft Care in 2025"*.

The 2026 MSSO board includes: Drs. Natalie Miller (Past President), Ariana Feizi (President), Omar Elnabawi (President-Elect), Flavio Copello (Secretary-Treasurer), Michael Powers (Director), and Maria Doughan (Director).

We plan on continuing to hold a combination of virtual and in-person seminars in 2026. ■



Pennsylvania Association of Orthodontists

Dr. Brittany Franklin

In 2025, the Pennsylvania Association of Orthodontists (PAO) Board has focused on how we can best address the needs and concerns of Pennsylvania orthodontists, while also increasing awareness of component membership. We have a fantastic group serving on the Board this year, with members representing all regions of our large state. Newer Board members include Dr. Denny Mauro, Dr. Dana Craig, Dr. Jason Shoe, Dr. Cullen Doyle, and most recently, Dr. Diane Karnavas.

Since Pennsylvania is home to five orthodontic residency programs (Penn, Temple, Einstein, Seton Hill, and Pitt), we identified these programs as an

ideal starting point for our awareness campaign. The PAO has made it a priority to connect with residents through “lunch-and-learn” sessions and through the David Hamilton Award for Outstanding Resident Research. This year’s Hamilton Award was presented to Dr. Christie Shen of the University of Pennsylvania for her thesis work. In addition, we hope to establish a resident liaison at each program to serve as a direct point of contact with the PAO.

In October, the PAO hosted a continuing education event for doctors and team members in Center City Philadelphia, focused on developing effective and cohesive teams. Our upcoming Spring CE event will take place on the other side of the state and will be spearheaded by President-Elect Dr. Dan Fishel. This program will focus on “Practice Efficiency” and will be held in Pittsburgh on Friday, April 20, 2026. Please stay tuned for registration details. ■



Puerto Rico Society of Orthodontists

Dr. Eric X. Torres

During 2025, the Sociedad de Especialistas en Ortodoncia de Puerto Rico (SEO) continued to promote professional development and member engagement through a series of educational and institutional activities aligned with its mission.

On June 26, 2025, SEO offered a hybrid seminar (virtual and in-person) titled *Balancing Evidence and Experience in Every Day Orthodontics*, presented by Dr. Graham Jones from Monroe, Washington. The in-person component was attended by SEO members, newly arrived orthodontists in Puerto Rico who are expected to become future members of the Society, and residents from the Graduate Orthodontic Program of the University of Puerto Rico, accompanied by their Program Director, **Dr. José Morales**.

As part of its commitment to supporting the clinical teams of its members, SEO offered a course for dental assistants on August 23, 2025. A total of 146 dental assistants participated in this educational activity. The program included two presentations: *Strategies from Clinical Psychology to Optimize Work in the Dental Office*, delivered by Dr. Marcos Reyes, psychologist, and *Optimizing Dental Practice in Orthodontics*, presented by Dr. Jonathan Sotomayor, educator and dental assistant.

SEO held its Annual Assembly on October 4, 2025. The assembly included three continuing education courses: *The Impact of the Economy on Healthcare Professionals*, presented by economist Chantal Benet; *Business Valuation*, presented by business appraiser Carlos Xavier Vélez; and *The Business of Smile: What We Learned Buying & Ownership an Orthodontic Practice*, presented by engineer Rolando Águila.

Looking ahead, SEO will celebrate its traditional Christmas gathering on January 10, 2026, continuing a longstanding opportunity for collegial interaction among its members. ■



**ALBERT EINSTEIN
MEDICAL CENTER**
Dr. Vanessa Morenzi

Resident Activities

Our PGY3 residents, **Drs. Ana Maria Gonzalez Male, Alexander Stanco, and Nicoletta Venturini** and our PGY1 residents, **Drs. Michelle Haykin, Jordan Jackson and Haley Lockstein**, helped our Recruitment Committees to match the following future colleagues who will matriculate in June 2026. Our Class of 2029 are:

- **Dr. Elaine Bruhn** received her DDS from Ohio State University. She completed an AEGD through the Air Force. Dr. Bruhn has separated from the military and is currently in private practice.
- **Dr. Anthony Doss** received his DMD through Rutgers University – NJ Dental School. Dr. Doss then completed a GPR at the Morristown Medical Center. He is currently practicing in NJ.
- **Dr. Adrienne Kim** graduated from the University of Pennsylvania School of Dental Medicine, and she is completing her GPR at Jefferson Einstein Philadelphia Hospital.

We also extend our gratitude to the **Einstein Ortho Alumni Society** for their generous financial support of the resident/candidate social that was held the evening before the interviews.

Dr. Alexander Stanco presented a completed Class II adult case with a missing incisor due to trauma at the MASO Annual Session held in Washington, DC in September 2025. In February 2025, Dr. Stanco submitted a clinical case report involving an adolescent with an impacted second molar, that spanned multiple dental disciplines within the Enterprise, to the Jefferson Einstein Philadelphia Hospital Resident Case Report Competition.

In February 2025, **Dr. Ana Maria Male** submitted a clinical case report that involved the correction of a Class III malocclusion non surgically with an anterior crossbite and dental asymmetry due to one impacted

premolar which also included the participation of multiple dental specialties and disciplines to the Jefferson Einstein Philadelphia Hospital Resident Case Report Competition.

Dr. Nicoletta Venturini presented a completed Class II Division 2 mandibular advancement case at the MASO Annual Session held in Washington, DC in September 2025. In February 2025, Dr. Venturini submitted this patient as a clinical case report to the Jefferson Einstein Philadelphia Hospital Resident Case Report Competition.

Program Graduate Activities

For our most recently graduated *Class of 2025*, **Dr. Jessica Azer** has entered private practice in northern and central New Jersey. **Dr. Alison Novakovic** has joined a private practice in Florida. **Dr. Hannah (Seung) Yu** has entered private practice in the Philadelphia suburbs. Due to their many teaching and mentoring talents, Drs. Azer and Yu have joined the teaching staff at Jefferson Einstein Hospital in the Division of Orthodontics. The Class of 2025 is grateful to their faculty and teachers for their unending, and generous, efforts in preparing them to enter the orthodontic profession.

Faculty Activities

We extend our gratitude to the members of the New Resident Recruitment Committees – **Drs. Alex Apple, Steve Cohen, Chuck Gemmi, Peter Greco, Audra Kiefer, Mike Kotecki, Susan Lempert, Mark McDonough, Justin Middleberg, Kathleen Pale, Michael Roth, Courtney Rubin and Adam Weiss**, plus the current residents, for graciously serving on the various Resident Recruitment committees.

We are sincerely grateful for each of our **volunteer and part-time faculty** for their invaluable support and dedication to the program and for the education of our residents. Without the valued commitment of the part-time faculty, it would be almost impossible to provide a quality educational experience. We are indebted to each of our community-based clinicians who give their time to teach and mentor our residents.

All are welcome to come and visit us at Jefferson Einstein Philadelphia Hospital. We are proud of our legacy and the residents that we are educating today who will become tomorrow's clinical and professional leaders. ■




CTOR ACADEMY Dr. Jeanne M. Nervina

Dear Colleagues,
We are proud to share with you some of CTOR's accomplishments and activities that took place in 2025!

CTOR Receives Full CODA Accreditation

CTOR Academy has reached a major milestone: the Advanced Education Program in Orthodontics and Dentofacial Orthopedics received full accreditation from the Commission on Dental Accreditation (CODA). This accomplishment reflects the strength of the program, the dedication of its faculty and students, and CTOR Academy's commitment to excellence in education, research, and clinical care. Since its founding, CTOR Academy has pursued a singular vision—to build the future of Orthodontics and Craniofacial Orthopedics through the integration of translational research and advanced clinical training.



Dr. Cristina Teixeira Appointed Executive Dean of CTOR



CTOR Academy is proud to announce that **Cristina Teixeira, DMD, MS, PhD**, has been appointed Executive Dean and faculty member, effective this fall. Dr. Teixeira earned her DMD, Certificate in Orthodontics, MS in Oral Biology, and PhD in Developmental Biology at the University of Pennsylvania. She went on to serve as Faculty and Chair of the Department of Orthodontics at NYU College of Dentistry. Her NIH-funded research on skeletal growth and development, extensive publications, and mentorship of graduate and undergraduate students highlight her impact in both science and education. A leader in organized dentistry, Dr. Teixeira has held roles with the AAO, AAOE, NESO, and IADR. She co-founded CTOR and the Orthodontic Research Group and has helped foster innovation and collaboration across the field. As a clinician-scientist, she is also the inventor of six patented technologies, three of which are in use by orthodontists worldwide. Dr. Teixeira's leadership, vision, and energy will be invaluable as CTOR Academy continues its mission to transform orthodontic education, research, and patient care.

Advanced Standing Program

CTOR initiated a Program for foreign-trained Orthodontists with long experience in Academics, both education and research, opening a path to board certification in the United States to these outstanding candidates. In 2025 we welcomed the first group of Advanced Standing residents to CTOR Academy:



Drs. Rajesh Agarwal, Marcilene Pinheiro, Rogerio Armando, Bitia Kiaee and Mohammadamin Narimani. From meeting our faculty to patient care and connecting with peers, this Fall was an inspiring start to their journey in orthodontics and dentofacial orthopedics in the US.

CTOR Faculty Leadership

Many CTOR Academy Faculty currently serve in national and international leadership positions. **Dr. Cristina Teixeira** was elected Vice President of the Orthodontics Research Group (ORG) of the IADR, while **Dr. Marcos Giovanetti** will serve as Past-President and **Dr. Chinapa Sangsuwon** will serve as Secretary/Treasurer of ORG. **Dr. Edmund Khoo** was elected as a full delegate to MASO and was appointed as a reviewer for the *Korean Journal of Orthodontics*. Closer to home, the New Jersey section of the AADOCR will welcome **Dr. Jeanne Nervina** as its new President and **Dr. Mona Alikhani** as its new Councilor. **Dr. Fanar Abdullah** will continue to serve as Vice-President and **Dr. Chinapa Sangsuwon** was elected Secretary/Treasurer of the New York section of the AADOCR. As committed researchers and leaders, our faculty look to promote member engagement, and to bring orthodontists and craniofacial researchers together to share their research findings and ideas.



CONTINUED ON PAGE 34

CODA Site Visitors

Dr. Jeanne M. Nervina (Associate Dean of Academic Affairs and Program Director) and **Dr. Edmund Khoo** (Chairman) have been selected to serve as CODA Site Visitors for Orthodontics and Dentofacial Orthopedics specialty. Dr. Nervina will also join the Craniofacial and Special Care Orthodontics roster. As lifelong academicians, they both recognize the important role that CODA Site Visitors have in ensuring that all residents and fellows receive an education that meets rigorous standards.

CTOR Faculty & Residents at AAO, MASO and the IADR Meetings


CTOR Academy Faculty, Students and Staff had an enjoyable and educational visit to Philadelphia for the AAO General Session on April 25-27, 2025. We also hosted our third annual Alumni Reception on April 25. **Dr. Eric Halejian** (Class of 2025) was elected as the inaugural President of the CTOR Academy Alumni Association. We know that the Alumni Association is in good hands, as Dr. Halejian is deeply committed to our specialty and our colleagues.



The CTOR community was proud to participate in the 2025 IADR General Session in Barcelona, where faculty, residents, and researchers showcased our latest work in orthodontic innovation and biomaterials. The Orthodontic Research Group held several engaging oral sessions organized by **Dr. Fanar Abdullah**, focused on *Advances in Orthodontic Appliances and Predictive Modeling for Treatment Efficiency*, and **Dr. Marcos Giovanetti** co-chaired an oral session and presented his study. Also representing CTOR Academy was **Dr. Vincent DeMaio**, a second-year resident, who presented his research project, *Evaluating the Mechanical Properties of Printable Resins with Different Ceramic Particle Composition*. CTOR Press was also active at IADR 2025!




CEO **Dr. Chinapa Sangsuwon** represented our publishing arm, co-hosted the Orthodontics Research Group business meeting with **Dr. Cristina Teixeira**, and **Dr. Maria Cadenas**. CTOR Academy residents and faculty member, **Dr. Edmund Khoo**, participated in the MASO 2025 Annual Session in Washington, DC. The meeting brought together orthodontic professionals for three days of trending topics, engaging discussions, team building, and networking opportunities with colleagues from across the region.



CTOR Awards Support Orthodontics Research Group (ORG) Members' Research

CTOR continues to sponsor two ORG awards competitions at IADR. Graduate and undergraduate students are encouraged every year to enter the CTOR Award for Student Excellence in Orthodontics competition. The 3 winners receive a Certificate of Excellence and a check for \$300 each. CTOR Press sponsors the INNOVATION Award for Excellence in Orthodontics Research. This competition is open to clinicians and scientists at the beginning of their careers. The winner receives a Certificate of Excellence and a check for \$500. Our 2025 winners from Sichuan University, China, KU Leuven, Belgium, Institute of Science, Japan, and CTOR Academy, USA, presented outstanding research and continue to inspire all ORG members with their commitment to improving our profession.



CONTINUED ON PAGE 35

GRADUATE PROGRAM REPORTS

2025 Research and Publications

In 2025 CTOR faculty and residents published 8 articles in peer reviewed journals. In these publications they introduced new understanding in Orthodontics tooth movement, bone response to mechanical stimulation, while dissecting the relation between malocclusions and nasal cavity and midface skeletal development. The second edition of the *Accelerated Orthodontics* book from Springer is now in press and will be available to orthodontists at the beginning of 2026.

Class of 2025

On May 29, we held our first CTOR Academy Graduation Celebration as we honored the Class of 2025 and marked the beginning of their next chapter in life. We congratulate our new graduates: **Drs. Shamelly Diaz, Hala Elsamna, Eric Halejian, Dayoon Lee, Khalil Lion, and Maria Muñoz.** We would like to recognize **Drs. Eric Halejian, Hala Elsamna, Dayoon Lee and Maria Muñoz** for becoming Board certified after their strong showing on the clinical section of the ABO exam having performed above the national average.



Class of 2026

CTOR Academy's Class of 2026 will start the last semester of their program in the new year, with courses dedicated to prepare their transition into private practice. As the new senior class, they are also finishing up all their cases and finalizing their research projects while making their post-graduation plans! We would like to recognize **Drs. Max Herszage, Jenna Heitzler, Leelah Weitz, Bassam Butto, and Vincent DeMaio** for completing the written portion of the ABO certification process. Congratulations!



Class of 2027

CTOR Academy's Class of 2027 is now in the middle of their second year and actively preparing to take the ABO written examination this Spring. As they progress through the program, it is exciting to see their diagnostic, treatment planning and mechanotherapy skills steadily improve. These skills are allowing the students to finish their cases efficiently and effectively. They are also working hard on their research projects, as they acquire a deeper understanding of orthodontics and dentofacial orthopedics.



Class of 2028

The Class of 2028 started their program this summer, and have completed their intensive training, followed by their White Coat Ceremony and are now working in the clinic along their more senior colleagues. **Drs. Emily Dillon, Vita Davydov, Michael Kim, Aaron Benlolo, Uriel Waldman and Ghassan Nemeh** participated in "The Face" sculpture course this Fall. Departing from the tradition of sculpting full busts, this year's residents explored the human face through carved relief boards, embracing a format that is more architectonic. Developed during guided carving sessions, lectures, and discussions, their works reflect a deep investigation into facial form — not only as an anatomical structure central to orthodontics, but as a surface of expression, identity, and interpretation. Their sculptures were displayed during the Annual CTOR Holiday event.



CONTINUED ON PAGE 36

New Faculty Members Join CTOR Academy

CTOR Academy is proud to have a growing roster of dedicated and talented faculty. In 2025 we added four new members:



Dr. Ricky Harrel joined CTOR Academy as Clinical Professor, leading orthognathic surgery education and laser applications training for residents and visiting Orthodontists.



Dr. Barry Raphael joined CTOR as Clinic Professor in charge of Airway Orthodontics Course.



Dr. Dayoon Lee joined CTOR Academy as Clinical Assistant Professor with both education and clinical supervision responsibilities.



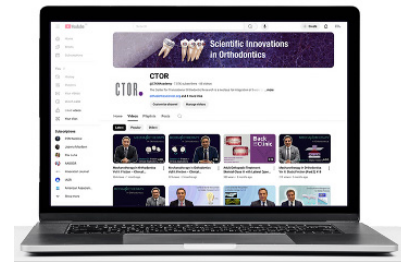
Dr. Shamelly Diaz joined CTOR as Clinical Assistant Professor with clinic, research and teaching responsibilities.

Guest Lecture Series

CTOR Academy periodically invites colleagues from different disciplines to present to our students and faculty. CTOR members can participate in this invited lecture series remotely and receive CE credits. In the last year we have enjoyed the thought-provoking presentations from the following colleagues: **Drs. Mark Schwitz, Matthew Ng, Roberto Hernández-Orsini, Steven Siegel, Eileen Zhivago and Padma Mukherjee.**

CTOR YouTube Channel Reaching 8K Subscribers

We're thrilled to share with you that the CTOR YouTube Channel will hit 8,000 subscribers in 2026, marking a significant milestone in our journey. We want to thank our subscribers for supporting our channel and promoting Orthodontics and Dentofacial Orthopedics education. We invite you to visit the CTOR YouTube Channel and watch our different playlists: from our *Mechanotherapy* series to the *Biology of Orthodontics* and *Back to the Clinic*, where amazing treatment results of patients treated using CTOR innovations are presented and discussed. ■



HOWARD UNIVERSITY

Dr. Kathy L. Marshall

Our program update this winter highlights the outstanding commitment of our alumni, residents, faculty and staff. The Howard University community supported the first MASO President from Howard

University, **Dr. Sana Augustus**, for the September MASO Annual Session. We were pleased to have faculty member **Dr. Mohamed Masoud**, alumni **Dr. Christian Davillier** and **Dr. Brice Gilliam** as speakers for the meeting. Several residents including **Dr. Tinashe Chapfika-Johnson** and I introduced session speakers.

The program matched six exceptional candidates for the entering class in July 2026:

Dr. Christopher Hudson-Boyd from the University of Pennsylvania, **Dr. Faithfulness Oboh** and **Indira Geoffrey** (Howard University IDP and dental program), **Kierra Banks** from the University of Tennessee, **Mckayla Butler** from Meharry Medical College, and **Kendall Rollin** from Western University of Health Sciences.

The first-year residents, **Drs. Kyle Alfred, Kandis Carter, Chelsea Elokobi, Gianna Muse, Ourai Olanipekun**

and **Yonathan Yosef**, participate in community service events when on break from their research, didactic, clinic and laboratory requirements. They are excited to attend Tweed and upcoming conferences after experiencing the MASO meeting.

Our continuing 2nd year class, **Drs. Nour Abou-Abdou, Tinashe Chapfika-Johnson, Christian Foster, Tifanni Drew Knight-Lynch, Oreoluwa Lanlokun** and **Samiyra Ojo** continue their research for the upcoming presentations this spring. They enjoyed Tweed, GORP and the 2025 AAO Annual Session. The program thanks them for their continued diligence and hard work. They contributed greatly assisting our new faculty, staff, and first-year residents in acclimating to patient management in the clinic.

Howard Orthodontics continues to uphold the mission of our institution: to provide an exemplary education and opportunities for community service and research that promotes patient centered, collaborative care and advocacy for the elimination of health care disparities. As always, we would like to thank the Howard University Orthodontic Alumni Association for their contributions to the program over this past year.

Best wishes to all in the New Year. ■



MEDSTAR WASHINGTON HOSPITAL CENTER

Dr. Sheira Ramos Vélez

The MedStar Washington Hospital Center Orthodontic Department is pleased to submit a departmental update. Thank you for the opportunity. We have had another exciting and successful year at WHC.

Our Chief Residents, **Drs. Sherlly Dolmuz** and **Hector Hernández Villalvazo**, are completing their clinical requirements and research and are preparing for their professional careers following residency.

We welcomed our incoming class of residents in June 2025. **Dr. Sharon Laughter** received her Doctor of Dental Surgery degree from the University of Colorado through the U.S. Air Force Health Professions Scholarship Program. She completed a General Dentistry Residency at Mike O'Callahan Military Medical Center prior to serving ten years in the United States Air Force. She also holds a Master of Public Health degree from the Uniformed Services University and a Master of International Relations from Northeastern University. We are grateful for her service to our country. **Dr. Elsy Nouna** attended the University of Michigan, where she earned a Bachelor of Science in Biopsychology, Cognition, and Neuroscience; a Master of Management; and a Doctor of Dental Surgery degree. We were very excited to welcome both outstanding individuals to our program. They have already exceeded our expectations as residents and as up-and-coming orthodontists.

We continue to be fortunate to work with outstanding residents, which is a tremendous asset to the future of the profession. We also enjoyed a successful Match this year, matching candidates at the top of our rank list. We will be welcoming **Dr. Aryas Safaie** from Columbia University College of Dental Medicine, as well as **Dr. Bin Chen**, who earned his Doctor of Dental Surgery degree from Stony Brook University and is currently completing a General Practice Residency at NYU Langone Hospital-Brooklyn.

We are also pleased to share that **Dr. Chad Rasmussen** has joined our faculty. Dr. Rasmussen is a graduate of the MedStar Orthodontic Residency Program and previously served as Program Director at Mayo Clinic in Rochester, Minnesota. He is currently in private practice and brings valuable experience in clinical care and graduate orthodontic education to our program.

As a final announcement, the program continues under the direction of **Dr. Sheira Ramos Vélez**, marking the completion of her first year as Program Director, with continued mentorship and guidance from **Dr. Linda Hallman** through her roles as Associate Program Director at MedStar Health and as Co-Director and Academic Director of the National Orofacial Institute.

As we reflect on the past year, we are grateful to work alongside excellent and committed faculty, outstanding residents, and with the continued strong support of MedStar Washington Hospital Center, Children's National Hospital, and the National Orofacial Institute. ■



RUTGERS SCHOOL OF DENTAL MEDICINE

Dr. David S Briss

We've had a busy year at Rutgers, with our third year residents working on their MS projects, along with getting many of their patients' treatments finished, and transfers of cases to the second and first years beginning shortly. We had an excellent holiday get together at a local restaurant in December where we took over the whole place.



Other great things that have happened here this year:

Dr. Padma Mukherjee has been elected as the next MASO Director. With her term starting in 2025 this will culminate in her ultimate position as President of MASO.



Dr. Anil Ardeshta was awarded a Faculty Recognition Award for Excellence in Research.

Dr. Wei Huang and our third year resident **Dr. Kellie Lee** have been selected to present a scientific poster at the upcoming AAO meeting in Orlando. They will present their research, *Effect of Severe Crowding on the Accuracy of 3D-Printed Dental Models*.

We want to congratulate our recent graduates, **Drs. Kriya Kathwadia, Olivia Joseph, Grace Park** and **Noah Falls**, all of whom have passed the ABO certification exam and are now Board Certified Orthodontists!!

CONTINUED ON PAGE 38

We're also happy to report that some of our faculty have had some recent publications, including **Dr. Frank Celenza**, *Unintended Orthodontic Movements With Long-Term Fixed Retainers* in the Compendium of Continuing Education in Dentistry, and **Dr. David Briss**, *Evidence in Orthodontics*:

clear aligner treatment, a review of literature in the Journal of the Lebanese Dental Association.

That's all our news for now, stay tuned for more to come! ■



Rutgers University MASO members demonstrated the strength of emerging leadership through the active participation of residents at AAO's Leadership Development Conference alongside their faculty mentor, **Dr. Padma Mukherjee**, MASO Board Director. This collaborative engagement highlighted an intentional model of mentorship in which experienced leaders guide, support, and develop the next generation of professionals. The initiative was further reinforced by the support of MASO Trustee **Dr. Larry Wang** and AAO President **Steve Siegel**, underscoring a shared commitment to leadership development within the specialty. By involving residents as future leaders early in their professional journey, this effort reflects MASO's dedication to continuity, professional growth, and the responsibility of advancing leadership for the profession's future.



TEMPLE UNIVERSITY
Dr. Jeffrey H. Godel

Happy New Year's! Wishing everyone a healthy and happy 2026 from the Temple University Kornberg School of Dentistry, Department of Orthodontics. We are very excited about our astounding achievements over the past few months.

The Class of 2025 held their graduation at the Legacy Club in New Jersey this past August. The graduates have all successfully spread their wings and left the nest. We look forward to seeing their continued contributions to the orthodontic profession and their communities. The graduates were **Drs. Rayane Farah, Jessica Ho, Hyangseong "Sophie" Jo, Daniel Markel, Jordyn Middleberg, and Matthew Wittstein.**

Meanwhile, the Class of 2026 is eagerly working to complete their MS degree and provide care for their patients in anticipation of their graduation in August 2026. These young professionals are looking forward to their futures as

orthodontists and to carrying on our wonderful profession. They are **Colton Brown, Paige Hodges, Elizabeth Noel, Marielisa Otero, Anwar Radwan, and Eamon Whelan.**

We welcomed the Class of 2027 last July, and they have begun their journey into the exciting world of orthodontics. They are **Diana (Tucker) DeSanctis** from Midwestern University; **James Martinez, Grace Shei, and Sean Scott** from Temple University; **Christine Schiller** from the University of Connecticut; and **Anthony Sulvetta** from Columbia University. They are looking forward to attending the upcoming MASO meetings and are enthusiastically preparing for the TWEED course this spring in Arizona.

In addition, our residency program was overwhelmed with 300 applications this year. We invited 37 candidates for interviews and matched with a wonderful and diverse group of six residents: **Lydia Cho, Joseph Brigidi, Eva Cutler, Grace Abdalla, Michaela Murdock, and Anna Zalepa.** We are extremely thrilled and look forward to welcoming the Class of 2028 next July.

CONTINUED ON PAGE 39

We also continue to focus on innovation and technology. We take special pride in our strong clinical emphasis and advanced technological resources. Our residents are enthusiastic and look forward to their continued engagement in digital orthodontics.

We are also very excited to have added a new full-time faculty member, **Dr. Timothy Moses**, who joined our team in November 2025. Dr. Moses graduated from the State University of New York at Buffalo School of Dental Medicine and earned his Certificate of Proficiency in Orthodontics from the Georgia School of Orthodontics. In addition, Dr. Moses completed a fellowship in craniofacial orthodontics at Case Western Reserve University. We are also actively seeking to recruit an additional full-time faculty member to further strengthen our department.

Finally, it is with both gratitude and a sense of bittersweetness that I announce the retirement of **Dr. James Sciote** after an extraordinary tenure of service at TUKSOD. Dr. Sciote played a pivotal role in advancing orthodontic research and contributed significantly to the academic and clinical missions of the department. His dedication to scholarship, mentorship, and excellence has left a lasting impact on our faculty, residents, and students. Please join me in celebrating his remarkable career and wishing him all the best as he embarks on this exciting new chapter.

We are looking forward to seeing everyone at the 2026 MASO Spring Meeting in Philadelphia and the AAO Annual Meeting in Orlando. ■



UNIVERSITY OF MARYLAND

Dr. Jose A. Bosio

The Division of Orthodontics at the University of Maryland School of Dentistry (UMSOD) experienced a highly productive academic year marked by significant clinic renovations, resident accomplishments, faculty leadership, and scholarly contributions. The following report highlights key developments and achievements from the past year.

Clinic Renovations and Technology Enhancements

The Division of Orthodontics at the University of Maryland School of Dentistry (UMSOD) completed a major clinic renovation in August. The orthodontic clinic has returned to its original location within the building and now features brand-new dental chairs, lighting, cabinetry, flooring,

and a state-of-the-art CBCT unit capable of both 2D and 3D imaging. These upgrades have significantly enhanced the clinical environment and improved the quality of care delivered to patients, residents, and faculty.

Resident Education and Academic Milestones

Through the generous support of alumni, faculty, and a MASO grant, all residents attended the 2025 MASO Annual Meeting at the Mayflower Hotel in Washington, DC. The Division is deeply grateful for this continued support of resident education.

Drs. Alicia Briscoe (Mississippi), **Christina Grace** (New Jersey), **Tri Le** and **Steven Zinn** (Maryland) successfully defended their master's theses and graduated on June 30. All four graduates passed the ABO Scenario-Based Examination with outstanding scores. The program annually sponsors graduates to take this examination and is proud of their exceptional performance.



UMSOD Faculty-Students

CONTINUED ON PAGE 40

Third-year residents, **Drs. Justin Mack, Elizabeth Crowe, Jessica Jiang, and Iman Shirmohammadi**, continue to make excellent progress on their master's theses while completing clinical requirement. They all successfully passed the ABO Written Examination, which is also sponsored by the Orthodontic Program. Second-year residents, **Drs. Anjali Patel, Rebecca Steinfeld, Shannan Walker, and Tori Wallace**, continue working on their research project and clinical activities. They are studying hard to take the ABO written exam in April/2026.

First-year residents, **Drs. Morgan Anderson, Emmanuel Engerrman, Sydney Gladfelter, and Kayla Tinio**, have fully integrated into coursework and patient care and have initiated IRB submissions for their master's theses, demonstrating early engagement in research.

Resident Recruitment and Program Growth

With the support of staff, all ortho residents, **Drs. Phil Markin** (traveling from Florida), **Steven Siegel, Byron Bonebreak, Flavio Copello, Maria Doughan, and Jessica Jiang** hosted the orthodontic residency interview process on October 30. This year, we reviewed 275 applications and interviewed 31 candidates. The four matched residents are **Drs. Ryan Rubenstein and Marina Fileva** (UMSOD), **Garrison Higgins** (VCU), and **Joie Dillon** (UPenn). We are very excited to welcome this new group in June 2026.

Professional Engagement and Faculty Recognition

Faculty members continue to demonstrate exceptional leadership at regional and national levels. **Dr. Steven Siegel**, current AAO President, is actively preparing for the 2026 AAO Annual Session in Orlando, Florida, while continuing to lecture and co-direct the orthodontic/orthognathic course for residents.

Dr. Vinay Saini continues his path toward Midwest Angle Society membership and provided an extended online lecture for residents. **Dr. Ty Saini** maintains a biweekly teaching commitment at UMSOD while also teaching at NYU on alternating weeks and serving MASO in multiple roles. **Dr. Saul Burk** continues traveling from Florida to teach clinically and remains deeply committed to the Wanda Flinn Memorial Scholarship Endowment, which this year's award being granted to **Dr. Anjali Patel**.

Jeff Jarvis continues to lecture monthly, treat patients in the clinic, and serve as Alumni Relations liaison for the school. **Drs. Erin Mahoney, Scott Jenkins, David Harmon, Richard Chang, Monica Schneider, Steven Tigani, Chris Liang, Byron Bonebreak, Curtis Hayden, Fred Preis, Ignacio Blasi, Jeffrey Posnick, and James Tong** continue to support our residents both clinically and didactically.

Full-Time Faculty Achievements

Dr. Doughan published three peer-reviewed manuscripts (AJODO, Dental Press, International Orthodontics), presented abstracts at AADOCR and AAO, received a \$15,000 INSPIRE Award from UMB to study salivary microplastics, completed MARPE training, and mentors three residents' theses.

Dr. Copello authored six peer-reviewed publications in 2025, with additional manuscripts accepted and under review. He serves as principal investigator on two studies evaluatingOrmco's etch-free adhesive system and holds multiple leadership roles within MSSO, ADEA, MASO, ICTR, and SLU.

Dr. Pae published two peer-reviewed papers, lectured on OSA, and continues clinical service. **Drs. Stappert and Copello** developed a standardized patient screening calibration system, and Dr. Stappert continues preparations for undergraduate orthodontic program accreditation scheduled for May 2026.

Program Leadership Activities and Service Contributions

The Division Chief chaired COSA programs, attended MASO Board meetings, planned the MASO Annual Meeting, co-founded the International Clinical Orthodontic Practice Consensus Organization (ICOPCO), delivered invited lectures nationally and internationally, authored multiple IRB protocols, revised the orthodontic clinical procedures manual, completed CODA accreditation materials, and served in multiple editorial, examination, and peer-review roles for MASO, AAO, AAOE, and ABO.

This academic year reflects the Division's continued commitment to excellence in orthodontic education, clinical care, research, and professional service. The program remains deeply engaged in regional and national leadership initiatives, and we look forward to continued growth and collaboration in the coming year. ■



UMSOD Faculty



**UNIVERSITY OF
PENNSYLVANIA**
Dr. Chun-Hsi Chung

The J. Henry O'Hern Jr. Orthodontic Alumni Day Lecture was held on December 5. **Dr. Sandra Tai** presented *Unlock the Future of Orthodontics! Mastering Clear Aligner Technique*.

FACULTY AND RESIDENT AWARDS:

- Dr. O'Hern Pilot Grant Recipient – **Dr. Hyeran Helen Jeon**, *Assessment of Microplastics in Saliva of Clear Aligner Patients*
- Dr. Robert L. Vanarsdall Scholarship recipient – **Dr. Anqi Wan**
- Dr. Rouff Scholarship recipient – **Dr. Nikki Wei**
- Special recognition awards were presented to **Dr. Normand Boucher** and **Dr. Peter Greco** for their forty plus years of dedication to teaching at the University of Pennsylvania. We are honored to have such dedicated faculty as part of our Penn Ortho Family.

Our comprehensive clinic and didactic Orientation Program began on July 7, 2025, as we welcomed our new incoming class of 2027.

26-Month Certificate Program

- **Kimberly La** – Tufts University, 2024
- **Yontan Maryamian** – UCLA 2025
- **Sophia Oak** - Temple University 2024
- **Kyungjoon Park** – UPENN 2025
- **Shreya Shah** – UPENN 2025

3-year MSOB/Ortho Program

- **Dimitra Karamalaki** – National & Kapodestrian University of Athens 2021
- **Lauren E. Kim** – UCLA 2023

5-year DScD/Ortho Program

- **Lujain Alsulaimani** – Ibn Sina National College, 2021

4-year Perio/Ortho Program (Non-Match)

- **Madawi Alhabib** – King Abdul Aziz University

On August 22, 2025, the graduation ceremony for our 26-month postdoctoral certificate program, took place at Penn Dental Medicine.

Orthodontic 26-Month Certificate Program

- **Leandra P. Garcia-Jorge, DMD**
- **Jaime Ariele Guberman, DMD**
- **Sarah Elizabeth Horne, DMD**
- **Jessica Kang, DMD**
- **Lucy Eun Hwan Kim, DMD**
- **Binglan Xue, DMD**

MATCH RESULTS:

The Penn Dental Postdoctoral Orthodontic Class of 2028 has been selected through the MATCH and we are looking forward to welcoming our new residents this summer.

26-Month Certificate Program

- **Julie Hong**, Penn 2026
- **Christie Qian**, Penn 2026
- **Jacqueline Hsiao**, McGill, 2026
- **Jonathan Im**, Tufts, 2026
- **Chloe Johnson**, Penn 2026

3-year MSOB/Ortho Program

- **Fatemeh Hosseini**, Shahid Beheshti University, 2012
- **Jessica Mele**, UCLA 2026

5-year DScD Program

- **Nujud Saber**, King Abdulaziz University, 2024

AAO ANNUAL SESSION – MAY 1-3, 2026

Orange County Convention Center, Orlando, FL

Alumni Reception Details:

Date: Friday, May 1, 2025

Time: 4:30 – 6:30 pm Eastern Time

Location: Hyatt Regency (but room assignment TBD)

Keep checking the PDM Alumni website <https://www.dental.upenn.edu/alumni/> for more information regarding this reception.

Warm wishes for a Happy and Healthy New Year and as always, we would be honored to have you visit with us at UPENN! ■

GRADUATE PROGRAM REPORTS



UNIVERSITY OF PUERTO RICO

Dr. Jose Morales-Diaz

The first semester of the 2025–2026 academic year has been both busy and challenging. We are pleased to welcome two highly qualified dentists who have been admitted to our residency program, **Dr. Eduardo Rivera** and **Dr. Jose Echeandia**. We look forward to having them join us on July 1, 2026.

We also extend our congratulations to our recent graduates, **Dr. Samuel Ramos** and **Dr. Maria T. Rodriguez**. Our second-year residents, **Dr. Ian Soto** and **Dr. Valeria Rivera**, enthusiastically participated in the Tweed Foundation Program in Tucson, Arizona, during the summer.

We would like to recognize **Dr. Clarimar Soto** for her dedication and leadership as chief resident during the first semester, and to welcome **Dr. Osmell Gonzalez** as chief resident for the second semester. Additionally, both senior residents traveled to North Carolina to participate in the Align Technology Invisalign Workshop.

In October, **Dr. Clarimar Soto** presented a poster titled *Comparison of Upper Central Incisors to SN with Cephalometric Standards* at the World Federation of Orthodontists meeting in Brazil. That same month, all residents and faculty attended a lecture on Business Management and Practice Transitions, sponsored by our local Orthodontists Society. During the first week of October, our young faculty member, **Dr. Andrea Gonzalez**, presented a lecture entitled *Invisalign First for Early Treatment Cases* to all residents.

On November 6, we received a visit from **Dr. Luis Toro Jr.** and **Mr. Adam Braundmeier**, who provided valuable guidance on the financial and legal aspects of the orthodontic profession. Later, on Tuesday, December 9, a MIRA Group meeting was held in which plastic surgeons from Chicago Children's Hospital and Shriners Hospital reviewed and discussed complex craniofacial cases with **Dr. Antonio Rivera** and **Ms. Maria Salcedo** from our local craniofacial clinic.

As we reflect on the accomplishments of 2025, we are grateful for the opportunity to work alongside a dedicated faculty, outstanding residents, and a hardworking staff. ■

More 2025 MASO Annual Session Memories



Dr. Jose A. Bosio, Editor

Ms. Jane Treiber, MASO Executive Director
400 W. Wilson Bridge Rd, Ste 120
Worthington, OH 43085



Constituent
American
Association of
Orthodontists®

My Life. My Smile. My Orthodontist.®

facebook

Join the Middle Atlantic Society of Orthodontists on
To contribute material to MASO's Facebook page, please contact MASO at maso@assnoffices.com.


UPCOMING EVENTS



MARCH 13, 2026

MASO Spring CE

PHILADELPHIA, PA



MAY 1-3, 2026

AAO Annual Session

ORLANDO, FL



SEPTEMBER 17-19, 2026

MASO Annual Session


ATLANTIC CITY, NJ



JANUARY 22-24, 2027

AAO Winter Conference

SAN ANTONIO, TX - HILL COUNTRY



JUNE 4-6, 2027

AAO Annual Session

VANCOUVER, BRITISH COLUMBIA



OCTOBER 29-31, 2027

MASO Annual Session

WYNDHAM GRAND RIO MAR, PUERTO RICO